



# Special Eurobarometer 441

## Report

### The European Year for Development – Citizens' views on development, cooperation and aid

Fieldwork  
December 2015  
Publication  
February 2016

Survey requested by the European Commission,  
Directorate-General for International Cooperation and Development  
and co-ordinated by the Directorate-General for Communication

This document does not represent the point of view of the European Commission.  
The interpretations and opinions contained in it are solely those of the authors.

# Special Eurobarometer 441

## Report

### The European Year for Development – Citizens' views on development, cooperation and aid

December 2015

Survey conducted by TNS opinion & social at the request of the European Commission,  
Directorate-General for International Cooperation and Development

Survey co-ordinated by the European Commission, Directorate-General for Communication  
(DG COMM "Strategy, Corporate Communication Actions and Eurobarometer" Unit)

Project number	2016.2662
Project title	Special Eurobarometer 441 – December 2015 “The European Year for Development – Citizens’ views on development, cooperation and aid” Report
Linguistic version	EN
Catalogue number	MN-02-16-175-EN-N
ISBN	978-92-79-56809-1 doi:10.2841/204540
© European Union, 2016	

<http://ec.europa.eu/COMFrontOffice/PublicOpinion>

## TABLE OF CONTENTS

<b>INTRODUCTION</b>	<b>2</b>
<b>KEY FINDINGS</b>	<b>4</b>
<b>FOCUS ON AGE</b>	<b>6</b>
<b>I. IMPORTANCE OF DEVELOPMENT AID</b>	<b>13</b>
1 Perceived importance of development aid	13
2 Tackling poverty in developing countries as one of the main priorities for the EU and national governments	
3 The influence on EU citizens and EU's interest in tackling poverty in developing countries	24
4 Tackling poverty in developing countries as a moral obligation	28
5 Development aid's contribution to a more peaceful and equal world	30
6 Aid for developing countries as a way to tackle irregular migration	32
<b>II. ATTITUDES TOWARDS EU AID IN LIGHT OF THE CURRENT ECONOMIC SITUATION</b>	<b>35</b>
<b>III. UNDERSTANDING THE CHALLENGES FACING DEVELOPING COUNTRIES</b>	<b>39</b>
<b>IV. PERSONAL COMMITMENT AND INVOLVEMENT IN DEVELOPMENT</b>	<b>44</b>
1 The role of individuals in tackling poverty	44
2 Personal commitment to development	48
3 Personal involvement in helping developing countries	52
<b>V. EFFECTIVENESS OF ACTIONS FOR REDUCING POVERTY IN DEVELOPING COUNTRIES</b>	<b>56</b>
1 Volunteering in organisations	57
2 Official development aid from governments of other countries	59
3 Donating to organisations	61
<b>VI. AWARENESS OF UNITED NATIONS' SUSTAINABLE DEVELOPMENT GOALS</b>	<b>64</b>
<b>VII. AWARENESS OF "2015 – THE EUROPEAN YEAR FOR DEVELOPMENT" AND DEVELOPMENT AID IN GENERAL</b>	<b>68</b>
1 Awareness of "2015 – The European Year for Development"	68
2 Level of information about development aid	72
<b>CONCLUSION</b>	<b>74</b>
<b>ANNEXES</b>	
Technical specifications	
Questionnaire	
Tables	



## INTRODUCTION

2015 was an unprecedented year for development, both at a European and a global level. In Europe, 2015 was the European Year for Development – the first time that the EU has chosen a theme that revolves around the Union's external actions and Europe's role in the world. The theme for the year was "Our world, our dignity, our future". The goals of the European Year for Development included increasing the awareness of citizens about how EU development aid works, as well as how and where development money is spent.

The European Union and its Member States are the biggest global donor of official development aid, contributing 58.2 billion euros in 2014<sup>1</sup>. EU development policy has helped larger numbers of people live less poor, longer and freer lives. Policies, and the monies put behind them, have helped to demonstrate the European Union commitment to the core European values. The European Union has a strong voice in global development agreements, including the recently agreed 2030 Agenda for Sustainable Development. The Millennium Development Goals – eight anti-poverty targets including eradication of extreme poverty and hunger, universal primary education and health improvements – were agreed by world leaders in 2000 and expired at the end of 2015<sup>2,3</sup>. The international community has since adopted the 2030 Agenda for Sustainable Development encompassing 17 Sustainable Development Goals, which build on the Millennium Development Goals, as well as the Rio+20 Conference on Sustainable Development<sup>4</sup>. Other important events in 2015 that also shaped the future of global development included the Third International Conference on Financing for Development<sup>5</sup>, and the COP21 (Paris Climate Conference)<sup>6</sup>.

Development aid and the plight of developing countries had also been brought into sharper focus in 2015 with the escalating migrant and refugee crisis. This had an impact on the EU as a whole. During the time leading up to, and during, fieldwork this migration crisis and potential national and European responses were widely discussed in the media. This may have influenced the way people responded to some of the questions in the survey.

The current survey, commissioned by the European Commission's Directorate-General for International Cooperation and Development, was conducted in this context of European and global events. This survey followed on from previous ones on the topic, including those conducted annually since 2009<sup>7</sup>. It investigated Europeans awareness of, and opinions about a range of development related topics.

- The objectives of the survey were to :
  - Assess the attitudes of Europeans towards importance in helping people in developing countries, as well as their views on the challenges for the future of these countries, tackling poverty, and the effectiveness of measures to reduce poverty in developing countries;
  - Assess the personal commitment and involvement of Europeans in helping developing countries;
  - Investigate Europeans' attitude to development aid as a way to address 'irregular migration';

---

<sup>1</sup> [https://ec.europa.eu/europeaid/sites/devco/files/2015-annual-report-web\\_en.pdf](https://ec.europa.eu/europeaid/sites/devco/files/2015-annual-report-web_en.pdf)

<sup>2</sup> <http://www.un.org/millenniumgoals/>

<sup>3</sup> <http://www.undp.org/content/undp/en/home/mdgoverview/post-2015-development-agenda.html>

<sup>4</sup> [https://ec.europa.eu/europeaid/policies/european-development-policy/2030-agenda-sustainable-development\\_en](https://ec.europa.eu/europeaid/policies/european-development-policy/2030-agenda-sustainable-development_en)

<sup>5</sup> <http://www.un.org/esa/ffd/ffd3/>

<sup>6</sup> <http://www.cop21.gouv.fr/en/>

<sup>7</sup> For the most recent report (2014) see [http://ec.europa.eu/public\\_opinion/archives/ebs/ebs\\_421\\_en.pdf](http://ec.europa.eu/public_opinion/archives/ebs/ebs_421_en.pdf)

- Measure awareness of the international community’s commitment to sustainable development;
- Review Europeans’ awareness of the “European Year for Development – 2015” and their level of information about development aid in general.

This survey was carried out by TNS Opinion & Social network in the 28 Member States of the European Union between 28 November and 7 December 2015. Some 27,672 respondents from different social and demographic groups were interviewed face-to-face at home and in their mother tongue, on behalf of the Directorate-General for International Cooperation and Development.

The methodology used is that of Eurobarometer surveys as carried out by the Directorate-General for Communication (“Strategy, Corporate Communication Actions and Eurobarometer” Unit)<sup>8</sup>.

The technical specifications related to the manner in which interviews were conducted by the institutes within the TNS Opinion & Social network and to the confidence intervals are annexed to this report. These annexes also include the questionnaire and the result tables.

Note: In this report, countries are referred to by their official abbreviation. The abbreviations used in this report correspond to:

Belgium	BE	Latvia	LV
Bulgaria	BG	Luxembourg	LU
Czech Republic	CZ	Hungary	HU
Denmark	DK	Malta	MT
Germany	DE	The Netherlands	NL
Estonia	EE	Austria	AT
Greece	EL	Poland	PL
Spain	ES	Portugal	PT
France	FR	Romania	RO
Croatia	HR	Slovenia	SI
Ireland	IE	Slovakia	SK
Italy	IT	Finland	FI
Republic of Cyprus	CY *	Sweden	SE
Lithuania	LT	United Kingdom	UK
EU28 European Union – weighted average for the 28 Member States			

\* Cyprus as a whole is one of the 28 European Union Member States. However, the ‘acquis communautaire’ has been suspended in the part of the country which is not controlled by the government of the Republic of Cyprus. For practical reasons, only the interviews carried out in the part of the country controlled by the government of the Republic of Cyprus are included in the ‘CY’ category and in the EU28 average.

*We wish to thank the people throughout the European Union*

*who have given their time to take part in this survey.*

*Without their active participation, this study would not have been possible.*

<sup>8</sup> [http://ec.europa.eu/public\\_opinion/index\\_en.htm](http://ec.europa.eu/public_opinion/index_en.htm)

## KEY FINDINGS

### **Most Europeans think it is important to help people in developing countries, and at least two thirds think development aid should be increased**

- Almost nine out of ten (89%) say it is important to help people in developing countries – the highest level since June 2010, and an increase of four points since 2014.
  - At least two thirds of respondents in each Member State agree this is important.
  - In 15 Member States there have been increases of at least two points since 2014 in the proportion who agree.
  - 69% agree tackling poverty in developing countries should be one of the main priorities of the EU, while 50% say this should be one of the main priorities of their national government. Agreement with both of these statements is at its highest level since 2013.
- Eight out of ten respondents (80%) agree tackling poverty in developing countries is also in the EU's own interest.
  - Just over three quarters (76%) agree aid for developing countries contributes to a more peaceful and equal world.
  - Almost as many agree tackling poverty in developing countries is a moral obligation for the EU (74%), while 72% agree tackling poverty in developing countries has a positive influence on EU citizens as well.
  - Respondents in Sweden, Cyprus, Spain and Portugal are consistently amongst the most likely to agree with each of these statements.
  - Respondents in France and Italy consistently show some of the largest increases in agreement with each of these ideas since 2014.
- The majority of respondents agree development aid is a way to tackle irregular migration (73%).
- 52% think the EU should keep its promise to increase aid to developing countries, and a further 16% say aid should be increased beyond what has already been promised. 14% think aid should not be increased even though it has been promised, or that aid should be reduced, as it is no longer affordable.
  - In 17 Member States at least half of all respondents say the EU should keep its promise to increase aid to developing countries

### **More than seven out of ten view development aid as a way to tackle irregular migration**

- More than one in ten respondents say migration issues (12%) are one of the most pressing challenges for developing countries, while 8% say this about hosting refugees in developing countries. In total 18% of EU citizens consider at least one of these to be one of the most pressing challenges for developing countries.

### **Peace and security is the main challenge for developing countries, and is now more mentioned than health**

- Peace and security is considered to be the most pressing challenge for developing countries (41%), and is more likely to be mentioned than either health or education (both 34%).
  - Peace and security is the most mentioned challenge in 15 countries.

- At least one quarter mention water and sanitation, or economic growth, employment and social inequality (both 26%), while almost as many mention food security and agriculture of democracy and human rights (both 24%).

### **Opinions about the ability of individuals to play a role in tackling poverty in developing countries vary widely, as does personal involvement in helping developing countries**

- Just over half of all respondents agree that as an individual, they can play a role in tackling poverty in developing countries (52%), but there is a broad range of opinion: from 86% in Sweden to 14% in Bulgaria.
- 50% would be prepared to pay more for groceries or other products from developing countries to support people living in those countries.
  - One third of respondents are personally involved in helping developing countries (33%), with giving money to an organisation that helps developing countries the most common activity (25%), followed by “crowdfunding” (i.e. financing directly projects) (7%), volunteering (6%) or political involvement (3%).
  - Volunteering is considered the most effective action in helping to reduce poverty in developing countries (75%), followed by official development aid (67%), and donating to organisations that help developing countries (65%).

### **Over a third of the respondents are aware of the Sustainable Development Goals, although it varies widely across Member States**

- Overall, more than one third (36%) have at least heard of the Sustainable Development Goals (SDGs), although only one in ten know what they are (10%).
  - Respondents in northern and central areas of Europe are the most likely to have heard or read about the Sustainable Development Goals.

### **Almost one in five are aware that 2015 was the European Year for Development**

- Almost one in five (18%) were already aware 2015 is the European Year for Development. Awareness has increased by six points overall since 2014, and has increased in all but two Member States over the same period.
  - Awareness has increased significantly amongst respondents in Luxembourg (+17 percentage points), France (+15 pp), Portugal and Austria (both +11 pp).
- Most respondents feel equally informed about development aid as they did in 2014 (61%); 13% feel more informed, and 17% feel less informed.
- There are 17 Member States where respondents are more likely to say they feel less informed than they are to say they feel more informed.

## FOCUS ON AGE


Young people were a key audience for the European Year for Development in 2015, so this section of the report focuses specifically on the differences between respondents aged 15-24, and those aged 25+.

Young people are only slightly more likely than those aged 25+ to think helping people in developing countries is important (90% vs. 88%). However, they are generally more positive than their older counterparts about a number of aspects of development aid, and they are also more likely than older respondents to say they feel better informed in this area compared to 2014 (18% vs. 12%). Although younger people feel better informed about development aid than they did in 2014, they are slightly less likely than those aged over 25 to say they were already aware that 2015 is the European Year for Development (15% vs. 18%).


Young people are less likely to be personally involved in helping developing countries in some way (28% vs. 34%), although as the most common form of involvement is by donating, this may reflect financial constraints rather than a lack of desire to help.

There are only very small differences for non-financial help such as volunteering (7% vs. 6%) or political advocacy (4% vs. 3%). Young people are, however, more willing than older respondents to pay extra for products from developing countries in order to support people there (56% vs. 48%).


**QA1** In your opinion, is it very important, fairly important, not very important or not at all important to help people in developing countries?

	Total 'Important'	Total 'Not important'	Don't know
EU28	89	10	1
 Age			
15-24	90	9	1
25+	88	10	2


**QA3** Would you say that you feel more informed, less informed or equally informed about development aid in 2015 than you were in 2014?  
(% - EU)

	More informed	Less informed	Equally informed	You are not interested in development aid (SPONTANEOUS)	Don't know
EU28	13	17	61	6	3
 Age					
15-24	18	16	57	6	3
25+	12	18	61	6	3


**QA2** 2015 is the European Year for Development. Did you know this before this interview?  
(% - EU)

	Yes	No	Don't know
EU28	18	81	1
 Age			
15-24	15	84	1
25+	18	81	1

**QA8** Regarding your personal involvement in helping developing countries, please let me know which of the following apply to you?  
(MULTIPLE ANSWERS POSSIBLE)

	You are politically involved in helping developing countries, e.g. by being a member of a political party or an NGO or taking part in demonstrations	You are a volunteer in an organisation that helps developing countries (NGOs, charities, etc.)	You give money to an organisation (NGOs, charities, etc.) that helps developing countries	You give money directly to projects that help developing countries ("crowdfunding")	You are not involved in helping developing countries	Don't know	Total 'Involved in helping developing countries'
EU28	3	6	23	7	65	2	33
 Age							
15-24	4	7	16	6	69	2	28
25+	3	6	24	7	64	2	34


**QA6** Would you be prepared to pay more for groceries or other products from developing countries to support people living in these countries (for instance for fair trade products)?

	No, you are not ready to pay more	Total 'Yes'	Don't know
EU28	47	50	3
 Age			
15-24	39	56	5
25+	49	48	3

Given this willingness, it is perhaps not surprising that young people are more optimistic that individuals can play a role in tackling poverty in developing countries (61% vs. 50%). They are also more likely to be positive about the effectiveness of donating to organisations (73% vs. 63%), volunteering (80% vs. 74%) and official aid (73% vs. 66%).


**QA7.1** To what extent do you agree or disagree with each of the following statements?

**As an individual, you can play a role in tackling poverty in developing countries (% - EU)**

	Total 'Agree'	Total 'Disagree'	Don't know
EU28	52	44	4
 Age			
15-24	61	35	4
25+	50	45	5


**QA9.1** For each of the following, please tell me how effective or not you think they are in helping to reduce poverty in developing countries?

**Donating to organisations that help developing countries (% - EU)**

	Total 'Effective'	Total 'Not effective'	Don't know
EU28	65	29	6
 Age			
15-24	73	22	5
25+	63	31	6


**QA9.2** For each of the following, please tell me how effective or not you think they are in helping to reduce poverty in developing countries?

**Volunteering in organisations that help developing countries (% - EU)**

	Total 'Effective'	Total 'Not effective'	Don't know
EU28	75	19	6
 Age			
15-24	80	14	6
25+	74	20	6

**QA9.3** For each of the following, please tell me how effective or not you think they are in helping to reduce poverty in developing countries?

**Official development aid from governments of other countries (% - EU)**

	Total 'Effective'	Total 'Not effective'	Don't know
EU28	67	24	9
 Age			
15-24	73	19	8
25+	66	25	9




Young people are more likely to think the EU should increase its aid to developing countries. In particular, they are more likely to say aid should be increased beyond what was promised (20% vs. 15%), and less likely to say aid should be reduced (9% vs. 14%).

Young people are also more likely to see broader non-financial benefits for development aid. They are more likely to agree tackling poverty in developing countries has a positive influence on EU citizens as well (77% vs. 72%), that it is also in the EU's own interest (85% vs. 80%) and aid for developing countries contributes to a more peaceful and equal world (81% vs. 75%).


**QA5** The EU (the European Commission and Member States) has promised to increase the level of its aid to developing countries. Given the current economic situation, which of the following statements best describes your opinion?

(% - EU)

	We should increase aid to developing countries beyond what is already promised	We should keep our promise to increase aid to developing countries	We should not increase aid to developing countries even though it has been promised	We should reduce aid to developing countries as we can no longer afford it	Don't know
EU28	16	52	14	14	4
 Age					
15-24	20	56	11	9	4
25+	15	52	15	14	4


**QA7.4** To what extent do you agree or disagree with each of the following statements?

**Tackling poverty in developing countries has a positive influence on EU citizens as well (% - EU)**

	Total 'Agree'	Total 'Disagree'	Don't know
EU28	72	20	8
 Age			
15-24	77	16	7
25+	72	20	8


**QA7.5** To what extent do you agree or disagree with each of the following statements?

**Tackling poverty in developing countries is also in the EU's own interest (e.g. by creating trade opportunities or better access to energy and raw materials) (% - EU)**

	Total 'Agree'	Total 'Disagree'	Don't know
EU28	80	14	6
 Age			
15-24	85	11	4
25+	80	14	6


**QA7.7** To what extent do you agree or disagree with each of the following statements?

**Aid for developing countries contributes to a more peaceful and equal world (% - EU)**

	Total 'Agree'	Total 'Disagree'	Don't know
EU28	76	19	5
 Age			
15-24	81	15	4
25+	75	20	5

Young people also are more influenced by social justice issues in their world view: they are more likely to consider health (38% vs. 33%) and education (37% vs. 33%) as the most pressing challenge for the future of developing countries. However, as for older respondents, peace and security are still considered the most pressing challenges (42% vs. 41%).

**QA4** Which of the following challenges do you consider as the most pressing for the future of developing countries? (MAX. 3 ANSWERS)  
(% - EU)

	Peace and security	Health	Education
EU28	41	34	34
 Age			
15-24	42	38	37
25+	41	33	33

This overall picture of young people and their opinions about development aid is very similar to that seen in 2014: they are more optimistic about the potential impact of development aid, about an individual's ability to make a difference, and they are more likely to see benefits to Europe in supporting developing countries.

## I. IMPORTANCE OF DEVELOPMENT AID

This section begins by looking at the importance Europeans place on helping people in developing countries, and the extent to which they think tackling poverty in developing countries should be one of the main priorities for EU or national governments.

The discussion then moves to consider whether Europeans think tackling poverty in developing countries is in the EU’s own interest, whether it has a positive impact on EU citizens, and whether it is a moral obligation for the EU.

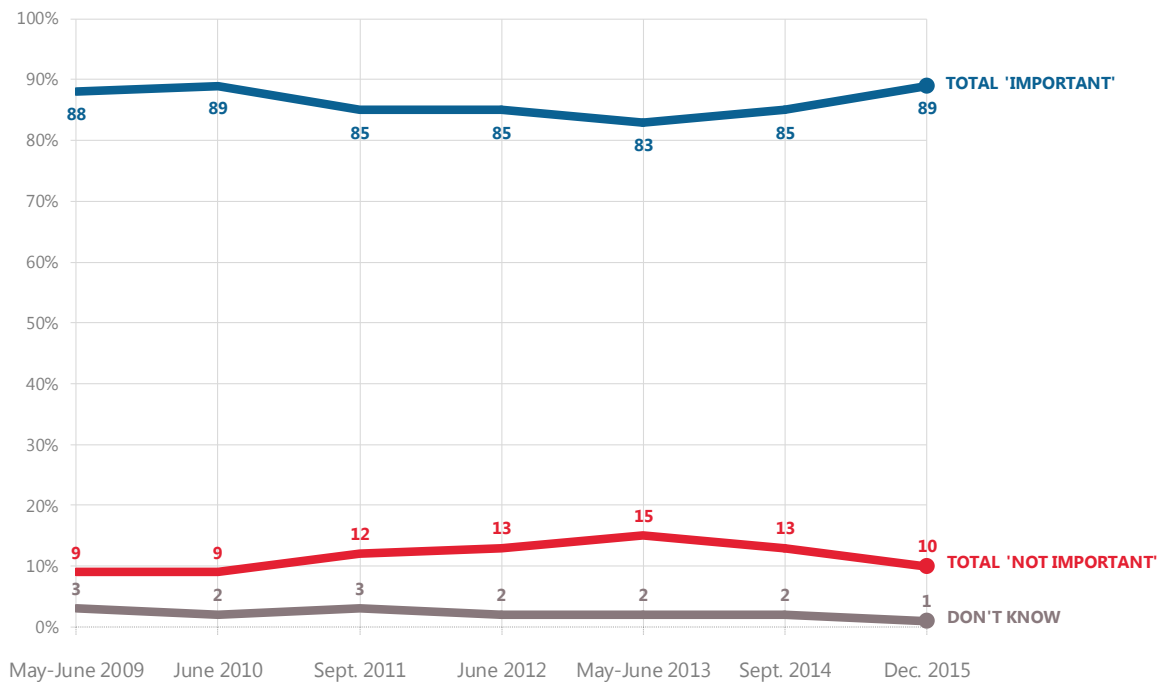
Finally, the extent to which Europeans agree development aid contributes to a more peaceful and equal world, and whether such aid is a way to combat irregular migration will be reviewed.

### 1 Perceived importance of development aid

#### Most Europeans think it is important to help people in developing countries

A large majority of respondents say it is important to help people in developing countries (89%) – in fact, 40% say this is ‘very important’<sup>9</sup>. The proportion of respondents who think it is important to help people in developing countries is at its highest since June 2010, and has increased by four points since 2014. The proportion that says this is ‘very important’ has also increased by three points since 2014.

**QA1** In your opinion, is it very important, fairly important, not very important or not at all important to help people in developing countries?

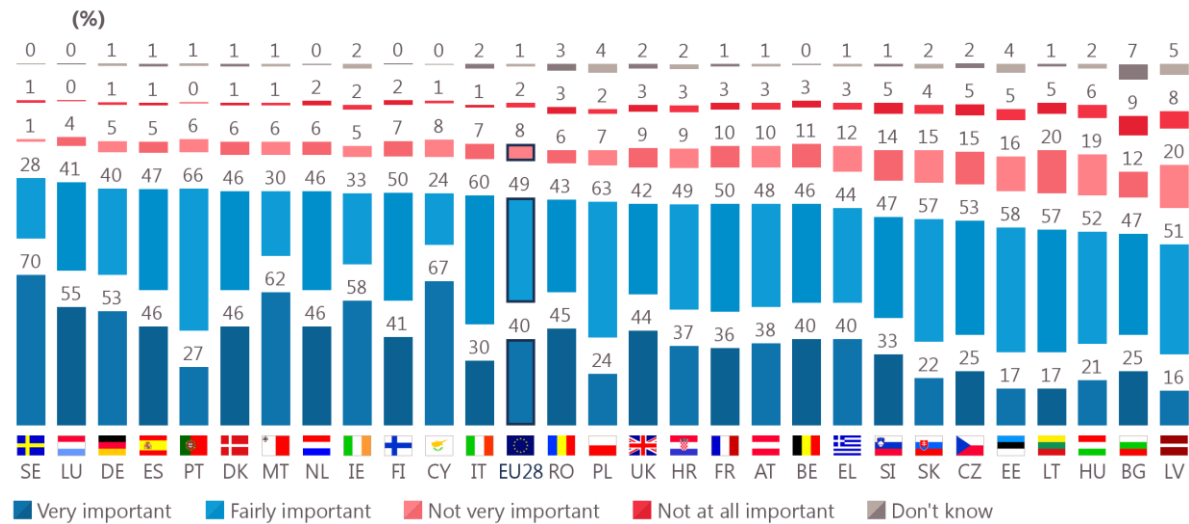


<sup>9</sup> QA1. In your opinion, is it very important, fairly important, not very important or not at all important to help people in developing countries? Very important; fairly important; Not very important; Not at all important; Don't Know.

Across all Member States, at least two thirds of respondents say it is important to help people in developing countries. Almost all respondents in Sweden say this (98%), followed by 96% in Luxembourg and 93% in Germany, Spain and Portugal. Although respondents in Latvia are the least likely to say it is important to help, this is still the opinion of 67% of respondents.

In six Member States, an absolute majority of respondents say it is ‘very important’ to help people in developing countries: Sweden (70%), Cyprus (67%), Malta (62%), Ireland (58%), Luxembourg (55%) and Germany (53%).






























**QA1** In your opinion, is it very important, fairly important, not very important or not at all important to help people in developing countries?



There have been some notable changes in opinions since 2014. Respondents in Italy are now much more likely to say helping people in developing countries is important (+10 percentage points), as are those in France (+8 pp) and Denmark (+7 pp). Conversely, those in Latvia (-10 pp) and Hungary (-7 pp) are less likely to think this way than they were in 2014.

There is a general positive trend across countries: in 15 Member States there have been increases of at least two points in the proportion that agree it is important to help people in developing countries. A further eight countries have been relatively stable, with changes of 0-1 point. In addition to Latvia and Hungary, Lithuania, Cyprus (both -3 pp) and Bulgaria (-2 pp) are the only other countries where there has been a drop of at least two points.

**QA1** In your opinion, is it very important, fairly important, not very important or not at all important to help people in developing countries? (%)




		Total 'Important'	Dec. 2015 - Sept. 2014	Total 'Not important'	Dec. 2015 - Sept. 2014	Don't know
EU28		89	▲ 4	10	▼ 3	1
IT		90	▲ 10	8	▼ 9	2
FR		86	▲ 8	13	▼ 8	1
DK		92	▲ 7	7	▼ 7	1
FI		91	▲ 6	9	▼ 5	0
LU		96	▲ 5	4	▼ 5	0
NL		92	▲ 4	8	▼ 4	0
IE		91	▲ 4	7	▼ 5	2
RO		88	▲ 4	9	▼ 6	3
UK		86	▲ 4	12	▼ 4	2
EE		75	▲ 4	21	▼ 3	4
SE		98	▲ 3	2	▼ 3	0
ES		93	▲ 3	6	▼ 3	1
SI		80	▲ 3	19	▼ 2	1
DE		93	▲ 2	6	▼ 2	1
BE		86	▲ 2	14	▼ 1	0
PT		93	=	6	=	1
MT		92	=	7	=	1
SK		79	=	19	▲ 1	2
PL		87	▼ 1	9	▲ 1	4
HR		86	▼ 1	12	=	2
AT		86	▼ 1	13	▲ 1	1
EL		84	▼ 1	15	=	1
CZ		78	▼ 1	20	▲ 1	2
BG		72	▼ 2	21	▲ 3	7
CY		91	▼ 3	9	▲ 4	0
LT		74	▼ 3	25	▲ 4	1
HU		73	▼ 7	25	▲ 7	2
LV		67	▼ 10	28	▲ 8	5

Socio-demographic analysis reveals those with the highest education levels are the most likely to say it is important to help people in developing countries: 92% say this, compared to 85% of those with the lowest levels. Financial situation also has an impact on opinion. The more difficulties respondents have paying bills, the less likely they are to say it is important to help people in developing countries: 83% of those who have difficulties most of the time say it is important to help, compared to 90% of those who almost never or never have difficulties paying bills.

Respondents who identify themselves as being on the left (92%) or centre (90%) of the political spectrum are more likely than those on the right (85%) to say helping people in developing countries is important. Furthermore, those who talk about European political matters at least occasionally are more likely to say it is important to help, compared to those that never talk about these matters (91% vs. 84%).

Finally, those with a positive image of the EU are the most likely to say it is important to help people in developing countries (94%), followed by those who are neutral (88%), or those who have a negative image (80%).

**QA1** In your opinion, is it very important, fairly important, not very important or not at all important to help people in developing countries?

	Total 'Important'	Total 'Not important'	Don't know
EU28	89	10	1
 <b>Education (End of)</b>			
15-	85	13	2
16-19	86	12	2
20+	92	7	1
Still studying	94	5	1
 <b>Difficulties paying bills</b>			
Most of the time	83	15	2
From time to time	87	11	2
Almost never/ Never	90	9	1
<b>Image of EU</b>			
Positive	94	5	1
Neutral	88	10	2
Negative	80	18	2
 <b>Left-right political scale</b>			
Left	92	7	1
Centre	90	9	1
Right	85	14	1
<b>Talk about European political matters</b>			
Frequently	91	8	1
Occasionally	91	8	1
Never	84	13	3

## 2 Tackling poverty in developing countries as one of the main priorities for the EU and national governments

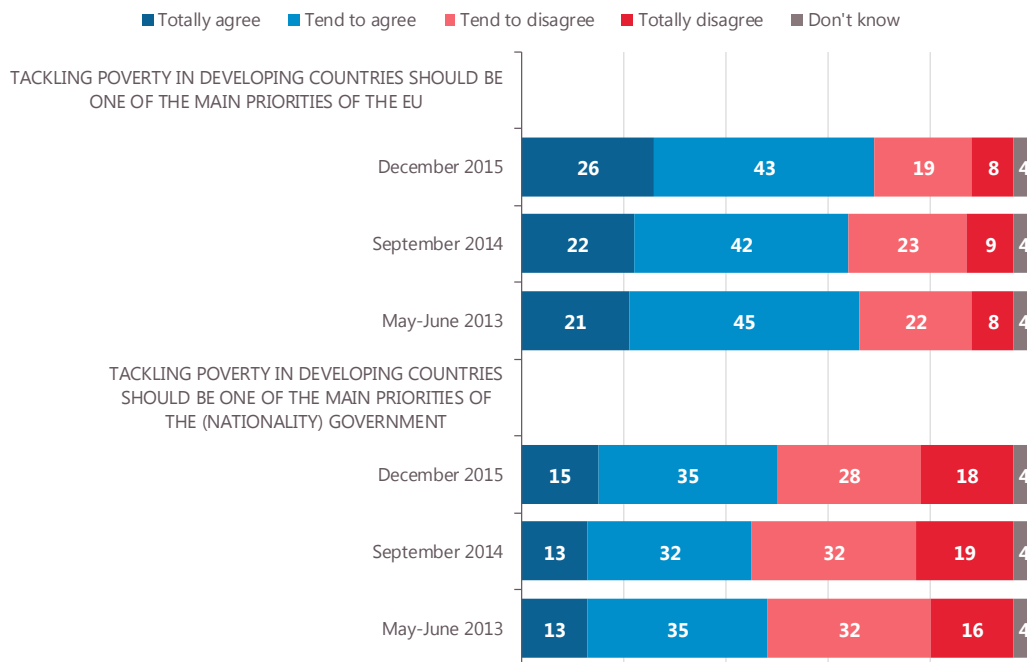
### At least half agree tackling poverty in developing countries should be one of the main priorities of the EU or of national governments

Although almost nine out of ten Europeans think it is important to help people in developing countries, fewer take this a step further and also agree tackling poverty in developing countries should be one of the main priorities of the EU or of national governments.

Almost seven out of ten (69%) agree tackling poverty in developing countries should be one of the main priorities of the EU, with 26% in total agreement and 43% tending to agree<sup>10</sup>. Half (50%) agree tackling poverty in developing countries should be one of the main priorities of their national government, with 15% saying they totally agree<sup>11</sup>.

Respondents are more likely than they were in 2014 to agree that tackling poverty in developing countries should be one of the main priorities of the EU, or of their national government. The proportion that agrees this should be one of the main priorities of the EU has risen by five percentage points, as has the proportion which agrees this should be one of the main priorities of their national government. The longer-term trend since 2013 shows that in both cases agreement is now at its highest level.

QA7 To what extent do you agree or disagree with each of the following statements? (% - EU)



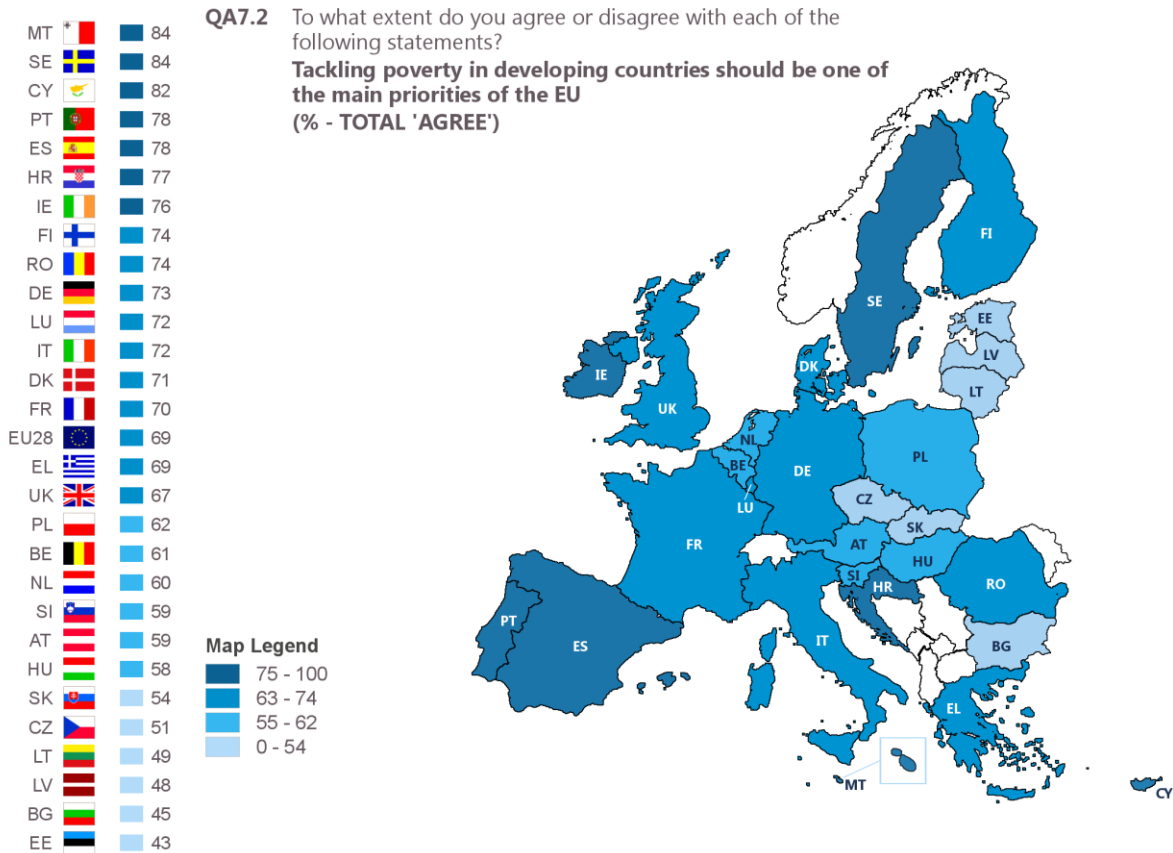
10 QA7.2. To what extent do you agree or disagree with each of the following statements? Tackling poverty in developing countries should be one of the main priorities of the EU. Totally agree; Tend to agree; Tend to disagree; Totally disagree; Don't Know.

11 QA7.3 To what extent do you agree or disagree with each of the following statements? Tackling poverty in developing countries should be one of the main priorities of the (Nationality) government. Totally agree; Tend to agree; Tend to disagree; Totally disagree; Don't Know.



In 24 Member States more than half of all respondents agree tackling poverty in developing countries should be one of the main priorities of the EU. This view is most widely held in Malta, Sweden (both 84%), and Cyprus (82%) - and it is worth noting that respondents in these countries are also the most likely to agree it is important to help people in developing countries. At least three quarters of respondents in Portugal, Spain (both 78%), Croatia (77%) and Ireland (76%) also agree.

On the other hand, only 43% of those in Estonia and 45% in Bulgaria agree tackling poverty in developing countries should be one of the main priorities of the EU.



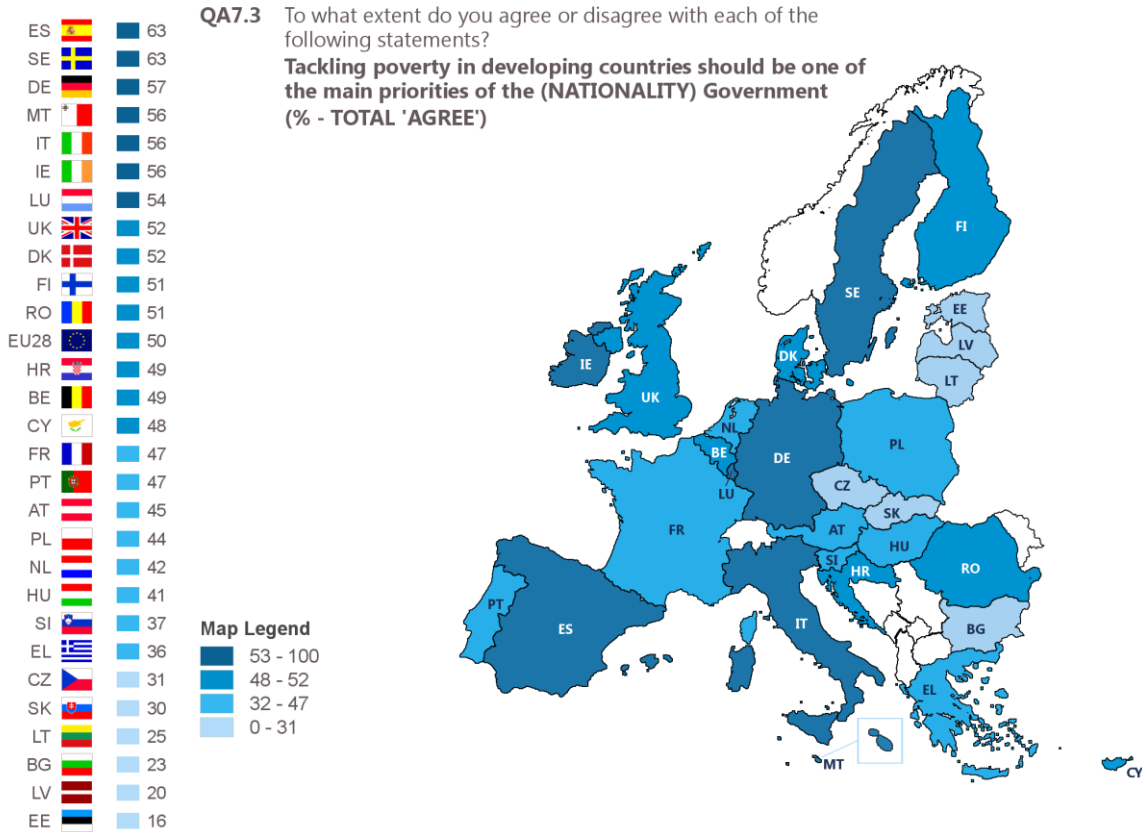
Opinions have shifted notably in a number of countries since 2014. Respondents in France (+16 percentage points), Italy (+12 pp), Germany (+9 pp), Slovakia, the Netherlands and Finland (all +7 pp) are now more likely to agree tackling poverty in developing countries should be one of the main priorities of the EU. Conversely, respondents in Bulgaria, Croatia (both -9 pp) Hungary (-8 pp) and Greece (-7 pp) are now less likely to think this way.

**QA7.2** To what extent do you agree or disagree with each of the following statements?

**Tackling poverty in developing countries should be one of the main priorities of the EU (%)**

		Total 'Agree'	Dec. 2015 - Sept. 2014	Total 'Disagree'	Dec. 2015 - Sept. 2014	Don't know
EU28		69	▲ 5	27	▼ 5	4
FR		70	▲ 16	26	▼ 16	4
IT		72	▲ 12	23	▼ 10	5
DE		73	▲ 9	24	▼ 9	3
FI		74	▲ 7	23	▼ 4	3
NL		60	▲ 7	38	▼ 7	2
SK		54	▲ 7	42	▼ 5	4
LU		72	▲ 6	27	▼ 2	1
DK		71	▲ 6	26	▼ 6	3
IE		76	▲ 5	19	▼ 6	5
UK		67	▲ 5	29	▼ 5	4
ES		78	▲ 3	18	▼ 4	4
BE		61	▲ 3	37	▼ 4	2
MT		84	▲ 1	13	=	3
SE		84	▲ 1	14	▼ 1	2
PT		78	▼ 1	18	=	4
CZ		51	▼ 1	45	▲ 3	4
CY		82	▼ 3	17	▲ 4	1
RO		74	▼ 3	18	▲ 1	8
PL		62	▼ 3	30	▲ 4	8
EE		43	▼ 3	48	▲ 4	9
SI		59	▼ 4	38	▲ 4	3
LT		49	▼ 4	46	▲ 4	5
LV		48	▼ 4	46	▲ 3	6
AT		59	▼ 5	39	▲ 6	2
EL		69	▼ 7	29	▲ 6	2
HU		58	▼ 8	40	▲ 9	2
HR		77	▼ 9	20	▲ 7	3
BG		45	▼ 9	43	▲ 8	12

Respondents in Spain, Sweden (both 63%) and Germany (57%) are the most likely to agree tackling poverty in developing countries should be one of the main priorities of the national government, while those in Estonia (16%) and Latvia (20%) are least likely to do so.



There have been large shifts in opinion since 2014 in a number of countries. Respondents in Italy, France (both +11 pp) and Germany (+10 pp) are now more likely to agree tackling poverty in developing countries should be one of the main priorities of the national government, followed by increases in Ireland, Denmark and Belgium (all +9 pp). On the other hand, respondents in Greece (-8 pp), Latvia (-7 pp), Austria (-5 pp) and Croatia (-4 pp) are less likely to think this way.

**QA7.3** To what extent do you agree or disagree with each of the following statements?

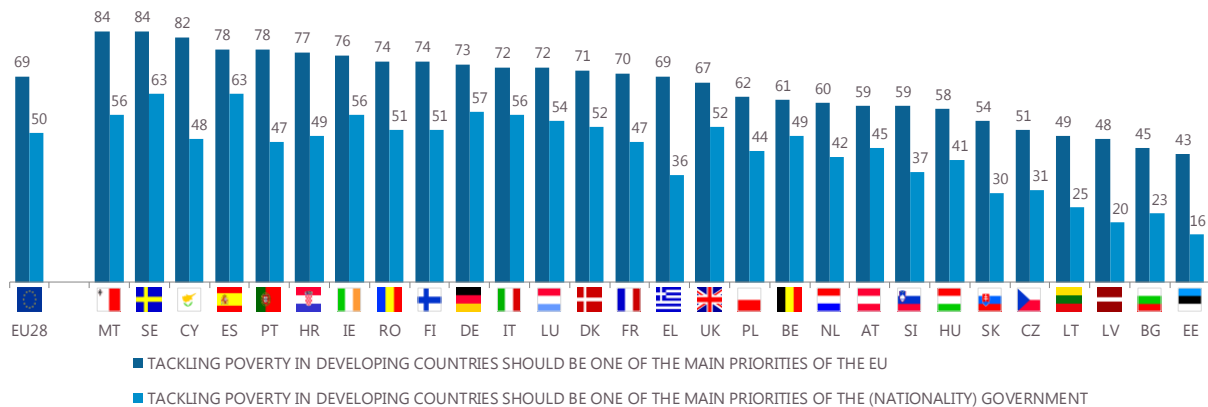
**Tackling poverty in developing countries should be one of the main priorities of the (NATIONALITY) Government (%)**

		Total 'Agree'	Dec. 2015 - Sept. 2014	Total 'Disagree'	Dec. 2015 - Sept. 2014	Don't know
EU28		50	▲ 5	46	▼ 5	4
IT		56	▲ 11	38	▼ 12	6
FR		47	▲ 11	50	▼ 10	3
DE		57	▲ 10	40	▼ 9	3
IE		56	▲ 9	38	▼ 12	6
DK		52	▲ 9	44	▼ 9	4
BE		49	▲ 9	49	▼ 9	2
ES		63	▲ 6	34	▼ 5	3
MT		56	▲ 6	38	▼ 7	6
FI		51	▲ 6	45	▼ 4	4
LU		54	▲ 5	43	▼ 4	3
CY		48	▲ 4	50	▼ 4	2
CZ		31	▲ 4	66	▼ 3	3
UK		52	▲ 3	45	▼ 3	3
NL		42	▲ 3	55	▼ 4	3
SE		63	▲ 2	35	▼ 2	2
PT		47	▲ 2	50	▼ 1	3
PL		44	▲ 2	49	=	7
HU		41	▲ 2	58	=	1
SK		30	=	65	=	5
BG		23	▼ 1	70	▲ 2	7
LT		25	▼ 2	71	▲ 2	4
RO		51	▼ 3	41	▲ 1	8
SI		37	▼ 3	60	▲ 3	3
EE		16	▼ 3	78	▲ 3	6
HR		49	▼ 4	48	▲ 3	3
AT		45	▼ 5	52	▲ 5	3
LV		20	▼ 7	76	▲ 7	4
EL		36	▼ 8	63	▲ 8	1

As the chart below clearly illustrates, respondents in each Member State are more likely to agree tackling poverty in developing countries should be one of the main priorities of the EU than they are to agree it should be one of the main priorities for their national government – in some case by a considerable margin. The largest differences are observed in Cyprus (34 percentage points), Greece (33 pp), Portugal (31 pp), Latvia and Croatia (both 28 pp). This compares to Belgium, which had the smallest gap (12 pp).

Although at least two thirds of respondents in each Member State think it is important to help people in developing countries, in general far fewer think this help should be one of the main priorities for the EU or for their national government. For example, 92% of respondents in the Netherlands think it is important to help people in developing countries, but far fewer think this should be one of the main priorities for the EU (60%), or for their national government (42%).

**QA7** To what extent do you agree or disagree with each of the following statements?  
(% - TOTAL 'AGREE')



Socio-demographic analysis shows that those with the highest education levels are the most likely to agree tackling poverty in developing countries should be one of the main priorities for EU or national governments. For example, 73% of those with the highest levels agree this should be one of the main priorities for the EU, compared to 65%-67% of those with lower education levels. Household financial situation is also indicative: the more difficulties respondents have paying bills, the less likely they are to say this should be one of the main priorities for either the national or the EU government.

Respondents who discuss European political matters at least occasionally are more likely to agree tackling poverty in developing countries should be one of the main priorities for EU or national governments. For instance, 73% who talk about these matters frequently agree tackling poverty in developing countries should be one of the main priorities for EU, compared to 63% of those who never discuss political matters. In addition, those who are politically involved in supporting developing countries are more likely than those taking other actions, or no action, to agree this should be one of the main priorities for EU (89% vs. 64%-82%) or national governments (82% vs. 42%-69%).

Attitudes to development aid also have an impact. Respondents who feel better informed about development aid than they did in 2014 are more likely to agree tackling poverty in developing countries should be one of the main priorities for EU or national governments, as are those who say helping people in developing countries is important. For instance, 54% of those who think it is important to help people in developing countries agree tackling poverty in developing countries should be one of the main priorities for their national government, compared to 18% of respondents who say helping is not important.

Finally, respondents who agree tackling poverty in developing countries should be one of the main priorities for the EU are more likely to also agree this should be one of the main priorities for their national government (68% vs. 11%).

**QA7.2/3** To what extent do you agree or disagree with each of the following statements?

**Tackling poverty in developing countries should be one of the main priorities of the EU (% - EU)**

	Total 'Agree'	Total 'Disagree'	Don't know
EU28	69	27	4
Education (End of)			
15-	65	29	6
16-19	67	29	4
20+	73	25	2
Still studying	76	21	3
Difficulties paying bills			
Most of the time	63	32	5
From time to time	68	28	4
Almost never/ Never	70	26	4
<b>Talk about European political matters</b>			
Frequently	73	25	2
Occasionally	72	25	3
Never	63	31	6
<b>Help developing countries</b>			
Total 'Important'	74	22	4
Total 'Not important'	31	64	5
<b>Level of info about development aid</b>			
Better than in 2014	79	19	2
Less than in 2014	71	26	3
Same as in 2014	70	26	4
Not interested	44	42	14
<b>Personal involvement in development aid</b>			
Politically involved	89	10	1
Volunteer	82	16	2
Give money	81	18	1
Crowd-funding	81	18	1
Not involved	64	31	5

**Tackling poverty in developing countries should be one of the main priorities of the (NATIONALITY) Government (% - EU)**

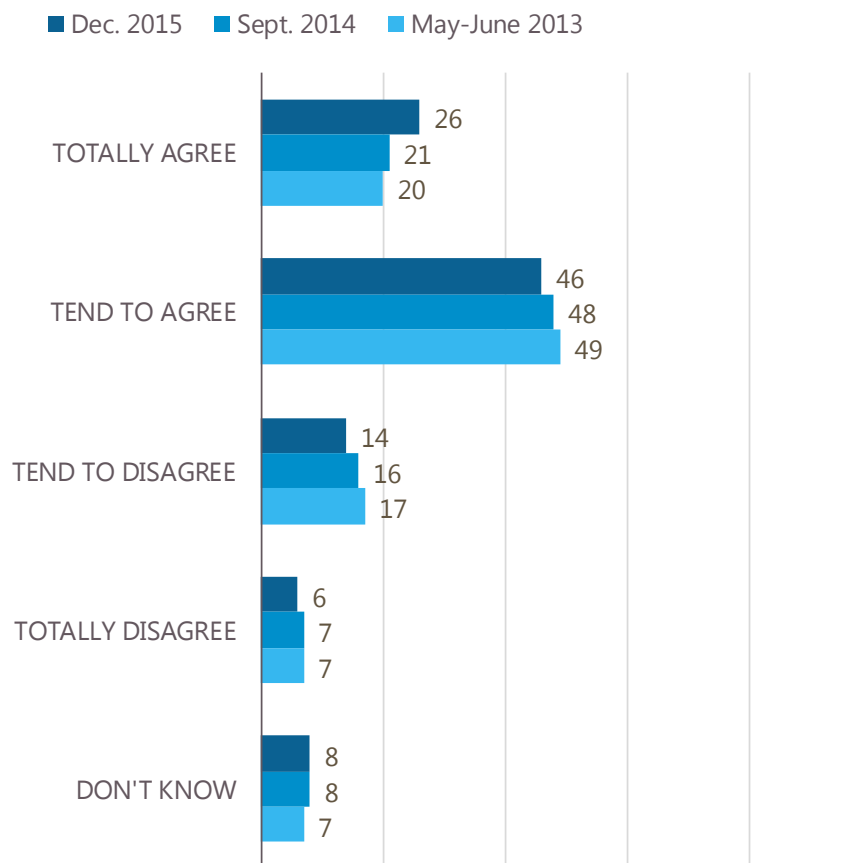
	Total 'Agree'	Total 'Disagree'	Don't know
EU28	50	46	4
Education (End of)			
15-	49	46	5
16-19	47	49	4
20+	55	42	3
Still studying	57	39	4
Difficulties paying bills			
Most of the time	43	52	5
From time to time	49	47	4
Almost never/ Never	52	44	4
<b>Talk about European political matters</b>			
Frequently	56	42	2
Occasionally	53	44	3
Never	45	49	6
<b>Help developing countries</b>			
Total 'Important'	54	42	4
Total 'Not important'	18	79	3
<b>Level of info about development aid</b>			
Better than in 2014	62	36	2
Less than in 2014	54	43	3
Same as in 2014	49	47	4
Not interested	29	60	11
<b>Personal involvement in development aid</b>			
Politically involved	82	16	2
Volunteer	69	28	3
Give money	65	33	2
Crowd-funding	68	30	2
Not involved	42	53	5
<b>Tackling poverty EU priority</b>			
Total 'Agree'	68	29	3
Total 'Disagree'	11	88	1

### 3 The influence on EU citizens and EU's interest in tackling poverty in developing countries

**More than seven out of ten agree tackling poverty in developing countries has a positive influence on EU citizens, and that it is in the EU's best interests.**

A large majority of respondents agree tackling poverty in developing countries has a positive influence on EU citizens as well (72%), with 26% saying they 'totally agree'<sup>12</sup>. This represents a slight increase since 2014 (+3 percentage points). Agreement is at its highest since 2013.

**QA7.4** To what extent do you agree or disagree with each of the following statements?  
**Tackling poverty in developing countries has a positive influence on EU citizens as well (% - EU)**
































<sup>12</sup> QA7.4. To what extent do you agree or disagree with each of the following statements? Tackling poverty in developing countries has a positive influence on EU citizens as well. Totally agree; Tend to agree; Tend to disagree; Totally disagree; Don't Know.

Respondents in Finland (87%), Cyprus (85%), Sweden (84%), Spain (83%) and Malta (82%) are the most likely to agree, particularly compared to those in the Czech Republic (49%). In fact, 50% of respondents in Sweden, 49% in Cyprus and 41% in Spain totally agree.

Although the change in opinion at the EU level has been slight, there have been larger shifts in some Member States. For example, respondents in Luxembourg, Italy (both +11 pp) and France (+7 pp) are now more likely to agree tackling poverty in developing countries has a positive influence on EU citizens as well, while those in Croatia and Bulgaria are less likely to do so (both -8 pp).

**QA7.4** To what extent do you agree or disagree with each of the following statements?

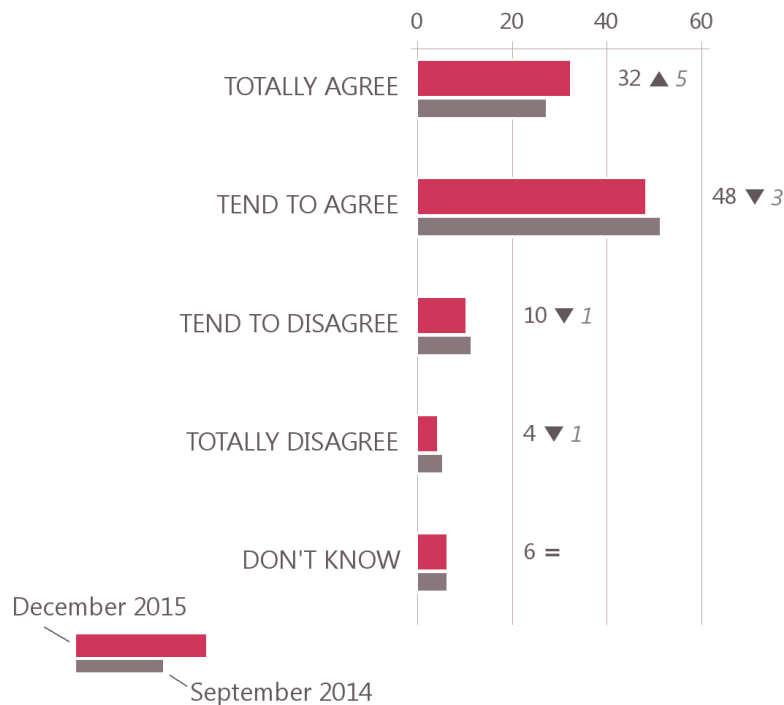
**Tackling poverty in developing countries has a positive influence on EU citizens as well (%)**

		Total 'Agree'	Dec. 2015 - Sept. 2014	Total 'Disagree'	Dec. 2015 - Sept. 2014	Don't know
EU28		72	▲ 3	20	▼ 3	8
LU		81	▲ 11	13	▼ 10	6
IT		72	▲ 11	19	▼ 11	9
FR		70	▲ 7	23	▼ 4	7
FI		87	▲ 6	9	▼ 5	4
MT		82	▲ 6	11	▼ 1	7
DK		80	▲ 5	13	▼ 4	7
UK		74	▲ 5	20	▼ 3	6
NL		72	▲ 5	20	▼ 5	8
BE		71	▲ 5	23	▼ 6	6
SK		57	▲ 4	36	▼ 1	7
RO		75	▲ 3	12	▼ 6	13
ES		83	▲ 2	9	▼ 4	8
IE		80	▲ 2	13	▼ 2	7
AT		70	▲ 2	25	▼ 1	5
CY		85	▲ 1	12	=	3
DE		72	▲ 1	22	=	6
CZ		49	▼ 1	43	▲ 5	8
EL		76	▼ 2	21	▲ 2	3
LT		64	▼ 2	28	▲ 4	8
SE		84	▼ 3	9	▲ 2	7
PT		80	▼ 3	15	▲ 4	5
EE		58	▼ 3	28	▲ 5	14
SI		57	▼ 5	37	▲ 7	6
PL		67	▼ 6	23	▲ 8	10
HU		58	▼ 6	37	▲ 8	5
LV		56	▼ 6	35	▲ 9	9
HR		77	▼ 8	17	▲ 6	6
BG		54	▼ 8	27	▲ 3	19



Eight out of ten respondents agree tackling poverty in developing countries is also in the EU’s own interest (80%), with 32% saying they ‘totally agree’ with this statement<sup>13</sup>. This is a small increase compared to 2014 (+2 pp), although the proportion of respondents who totally agree has increased by five points.

**QA7.5** To what extent do you agree or disagree with each of the following statements?  
**Tackling poverty in developing countries is also in the EU’s own interest (e.g. by creating trade opportunities or better access to energy and raw materials)**  
 (% - EU)



At least six out of ten respondents in each Member State agree tackling poverty in developing countries is also in the EU’s own interest. Respondents in Sweden (92%), Cyprus (90%) and Portugal (87%) are the most likely to agree, with more than half of all respondents in Sweden (60%) and Cyprus (57%) in total agreement. At the other end of the scale, respondents in Bulgaria (62%) and the Czech Republic (64%) are the least likely to agree.




























In most countries, respondents are more likely to agree tackling poverty in developing countries is also in the EU’s own interest, than they are to agree tackling poverty in developing countries has a positive influence on EU citizens as well.

As was the case for agreement that tackling poverty in developing countries has a positive influence on EU citizens, respondents in Italy are also more likely to agree tackling poverty in developing countries is also in the EU’s own interest, compared to 2014 (+13 pp). Respondents in Luxembourg (+8 pp), France and Romania (both +6 pp) are also more likely to agree. On the other hand, those in Hungary, Croatia (both -9 pp), Latvia (-8 pp) and Bulgaria (-7 pp) are less likely to agree tackling poverty in developing countries is also in the EU’s own interest than they were in 2014.

<sup>13</sup> QA7.5. To what extent do you agree or disagree with each of the following statements? Tackling poverty in developing countries is also in the EU’s own interest (e.g. by creating trade opportunities or better access to energy and raw materials): Totally agree; Tend to agree; Tend to disagree; Totally disagree; Don’t Know.

**QA7.5** To what extent do you agree or disagree with each of the following statements?

**Tackling poverty in developing countries is also in the EU's own interest (e.g. by creating trade opportunities or better access to energy and raw materials) (%)**

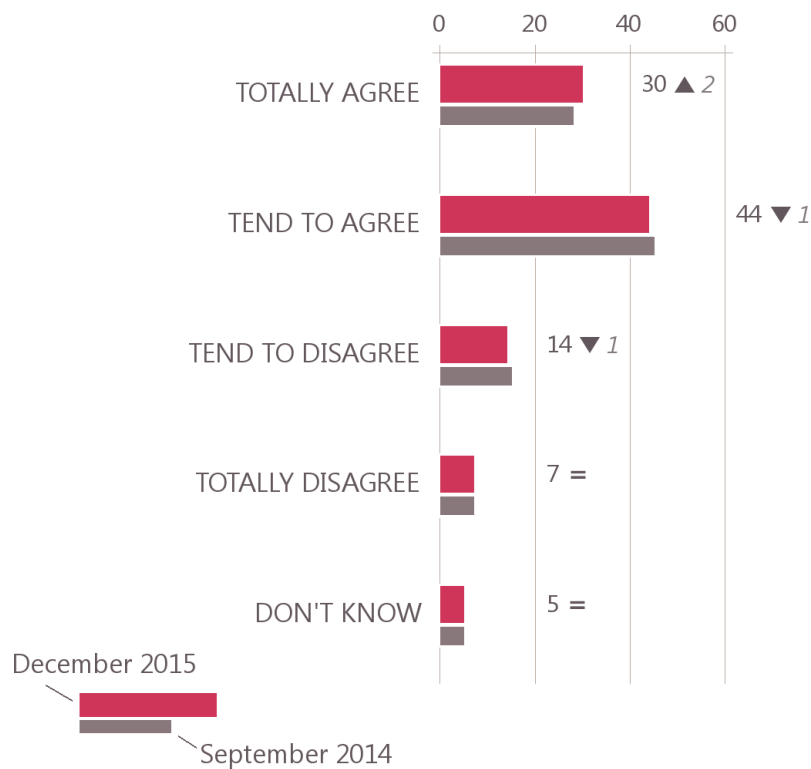
		Total 'Agree'	Dec. 2015 - Sept. 2014	Total 'Disagree'	Dec. 2015 - Sept. 2014	Don't know
EU28		80	▲ 2	14	▼ 2	6
IT		81	▲ 13	14	▼ 11	5
LU		86	▲ 8	11	▼ 3	3
FR		80	▲ 6	14	▼ 4	6
RO		80	▲ 6	10	▼ 7	10
CY		90	▲ 5	9	▼ 1	1
FI		86	▲ 4	9	▼ 3	5
DE		84	▲ 2	13	=	3
UK		82	▲ 2	14	▼ 1	4
ES		83	▲ 1	8	▼ 3	9
MT		82	▲ 1	8	▼ 1	10
BE		79	▲ 1	18	▼ 1	3
EE		71	▲ 1	16	=	13
PT		87	=	8	▼ 1	5
DK		85	=	9	▼ 2	6
SE		92	▼ 1	4	=	4
IE		83	▼ 1	10	▼ 1	7
SI		72	▼ 1	20	=	8
SK		65	▼ 1	27	=	8
NL		83	▼ 2	14	▲ 2	3
AT		73	▼ 2	22	▲ 1	5
LT		69	▼ 2	21	▲ 2	10
EL		79	▼ 3	17	▲ 2	4
PL		72	▼ 4	19	▲ 5	9
CZ		64	▼ 4	27	▲ 5	9
BG		62	▼ 7	22	▲ 6	16
LV		70	▼ 8	20	▲ 6	10
HR		79	▼ 9	16	▲ 8	5
HU		65	▼ 9	31	▲ 10	4

## 4 Tackling poverty in developing countries as a moral obligation

### In all but one Member State, at least half of all respondents agree the EU has a moral obligation to tackle poverty in developing countries

Almost three quarters of respondents agree tackling poverty in developing countries is a moral obligation for the EU (74%): 30% totally agree, while 44% tend to agree<sup>14</sup>. There has been little change since 2014.

**QA7.6** To what extent do you agree or disagree with each of the following statements?  
**Tackling poverty in developing countries is a moral obligation for the EU**  
 (% - EU)



More than half of the respondents in all but one Member State agree with this statement. Those in Sweden (87%), Cyprus (86%), Spain (84%), Luxembourg and Portugal (both 81%) are the most likely to agree, and once again, more than half of all respondents in Cyprus (58%) and Sweden (54%) are in total agreement.






























At the other end of the scale, 49% of respondents in Estonia, 51% in Bulgaria, and 52% in Latvia agree. In fact, 18% of respondents in Latvia and 17% in Bulgaria and Estonia totally disagree tackling poverty in developing countries is a moral obligation for the EU.

<sup>14</sup> QA7.6. To what extent do you agree or disagree with each of the following statements? Tackling poverty in developing countries is a moral obligation for the EU. Totally agree; Tend to agree; Tend to disagree; Totally disagree; Don't Know.

The country level trends since 2014 show mixed results. Compared to 2014, respondents in Italy (+12 percentage points) and Finland (+6 pp) are now more likely to agree tackling poverty in developing countries is a moral obligation for the EU. However, in 16 Member States there has been a decline of two points or more, with the largest observed amongst respondents in Latvia (-16 pp), Bulgaria (-15 pp), Hungary and Croatia (both -12 pp).

**QA7.6** To what extent do you agree or disagree with each of the following statements?

**Tackling poverty in developing countries is a moral obligation for the EU (%)**

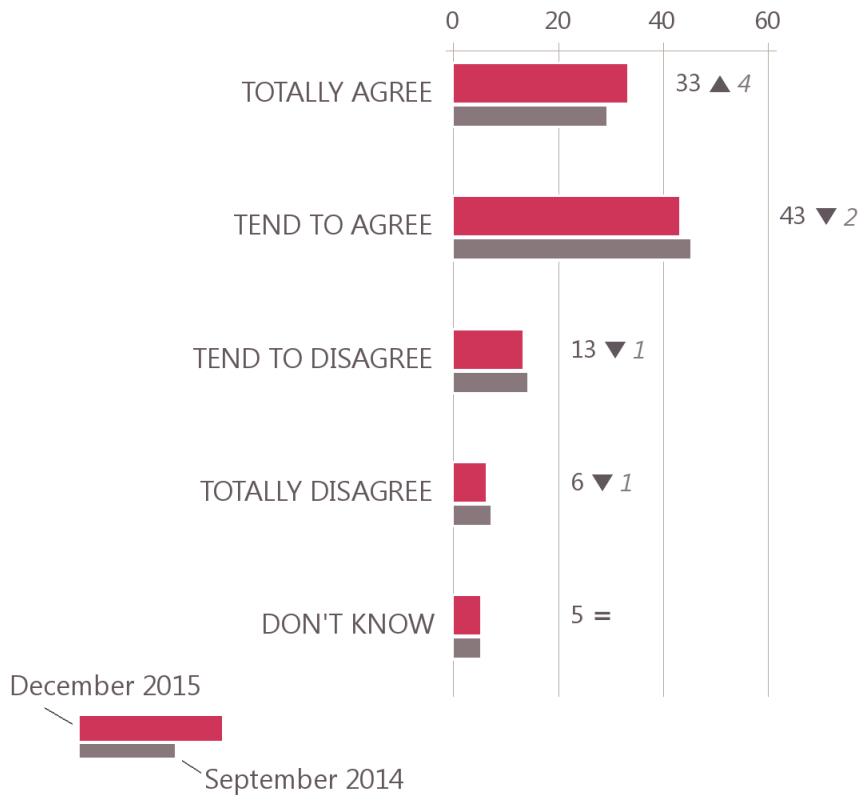
		Total 'Agree'	Dec. 2015 - Sept. 2014	Total 'Disagree'	Dec. 2015 - Sept. 2014	Don't know
EU28		74	▲ 1	21	▼ 1	5
IT		79	▲ 12	16	▼ 11	5
FI		79	▲ 6	18	▼ 3	3
LU		81	▲ 5	15	▼ 3	4
FR		73	▲ 4	22	▼ 5	5
IE		78	▲ 3	16	▼ 3	6
RO		76	▲ 3	14	▼ 6	10
NL		79	▲ 2	18	▼ 3	3
DK		76	▲ 2	20	▼ 3	4
UK		72	▲ 2	24	▼ 1	4
ES		84	▲ 1	12	▼ 2	4
DE		79	=	18	=	3
LT		67	=	28	▲ 3	5
SE		87	▼ 2	12	▲ 3	1
PT		81	▼ 3	14	▲ 1	5
EL		77	▼ 3	21	▲ 3	2
MT		77	▼ 3	16	▲ 4	7
BE		71	▼ 3	26	▲ 1	3
SK		60	▼ 3	35	▲ 4	5
PL		67	▼ 4	25	▲ 6	8
SI		65	▼ 4	31	▲ 6	4
CY		86	▼ 5	12	▲ 5	2
AT		72	▼ 7	25	▲ 7	3
CZ		53	▼ 7	42	▲ 9	5
EE		49	▼ 8	39	▲ 8	12
HR		77	▼ 12	20	▲ 11	3
HU		61	▼ 12	36	▲ 12	3
BG		51	▼ 15	35	▲ 12	14
LV		52	▼ 16	39	▲ 13	9

## 5 Development aid's contribution to a more peaceful and equal world

### The majority of respondents in each Member State agree development aid contributes to a more peaceful and equal world

Just over three quarters of respondents agree aid for developing countries contributes to a more peaceful and equal world (76%), with a third in total agreement (33%)<sup>15</sup>. There has been a slight increase in agreement since 2014 (+2 percentage points).

**QA7.7** To what extent do you agree or disagree with each of the following statements?  
**Aid for developing countries contributes to a more peaceful and equal world**  
 (% - EU)



The highest levels of agreement are observed amongst respondents in Cyprus (90%), Spain, Malta (both 89%), Portugal (88%) and Sweden (86%). Furthermore, a majority in Cyprus (63%) and Sweden (56%) say they totally agree. Those in the Czech Republic (60%) and Hungary (62%) are the least likely to agree, although this still represents a majority of respondents in these countries.

<sup>15</sup> QA7.7. To what extent do you agree or disagree with each of the following statements? Aid for developing countries contributes to a more peaceful and equal world. Totally agree; Tend to agree; Tend to disagree; Totally disagree; Don't Know.

In most countries, the shifts in opinion since 2014 have been minor, but there are a few exceptions. Respondents in Italy (+11 percentage points) and France (+6 pp) are now more likely to agree than they were in 2014, while those in Latvia (-10 pp), Croatia and Hungary (both -8 pp) are less likely to do so.

**QA7.7** To what extent do you agree or disagree with each of the following statements?

**Aid for developing countries contributes to a more peaceful and equal world (%)**

		Total 'Agree'	Dec. 2015 - Sept. 2014	Total 'Disagree'	Dec. 2015 - Sept. 2014	Don't know
EU28		76	▲ 2	19	▼ 2	5
IT		76	▲ 11	18	▼ 11	6
FR		70	▲ 6	25	▼ 4	5
LU		79	▲ 5	16	▼ 4	5
ES		89	▲ 4	7	▼ 4	4
NL		80	▲ 4	17	▼ 3	3
DK		74	▲ 4	21	▼ 3	5
RO		78	▲ 3	11	▼ 7	11
MT		89	▲ 2	9	=	2
DE		81	▲ 2	16	▼ 2	3
BE		73	▲ 2	23	▼ 3	4
UK		70	▲ 2	25	▼ 3	5
FI		81	▲ 1	16	▲ 1	3
IE		78	▲ 1	16	▼ 1	6
SK		66	▲ 1	27	▼ 3	7
PT		88	=	9	=	3
SE		86	=	10	=	4
EL		85	=	14	=	1
SI		70	▼ 3	24	▲ 2	6
EE		67	▼ 3	24	▲ 5	9
CZ		60	▼ 3	34	▲ 5	6
CY		90	▼ 4	9	▲ 4	1
LT		72	▼ 4	21	▲ 4	7
PL		72	▼ 5	21	▲ 6	7
AT		71	▼ 5	24	▲ 3	5
BG		66	▼ 5	22	▲ 3	12
HR		79	▼ 8	18	▲ 8	3
HU		62	▼ 8	35	▲ 9	3
LV		68	▼ 10	24	▲ 9	8

An overview of the country results for the preceding sections highlights that some Member States have a high level of agreement with each of these statements. Respondents in Sweden, Cyprus, Spain and Portugal are consistently amongst the most likely to agree with each of these statements, and in particular that tackling poverty in developing countries is in the EU's own interest, that it is a moral obligation, and that aid for developing countries contributes to a more peaceful and equal world. Respondents in France and Italy consistently show some of the largest increases in agreement with each of these ideas since 2014.

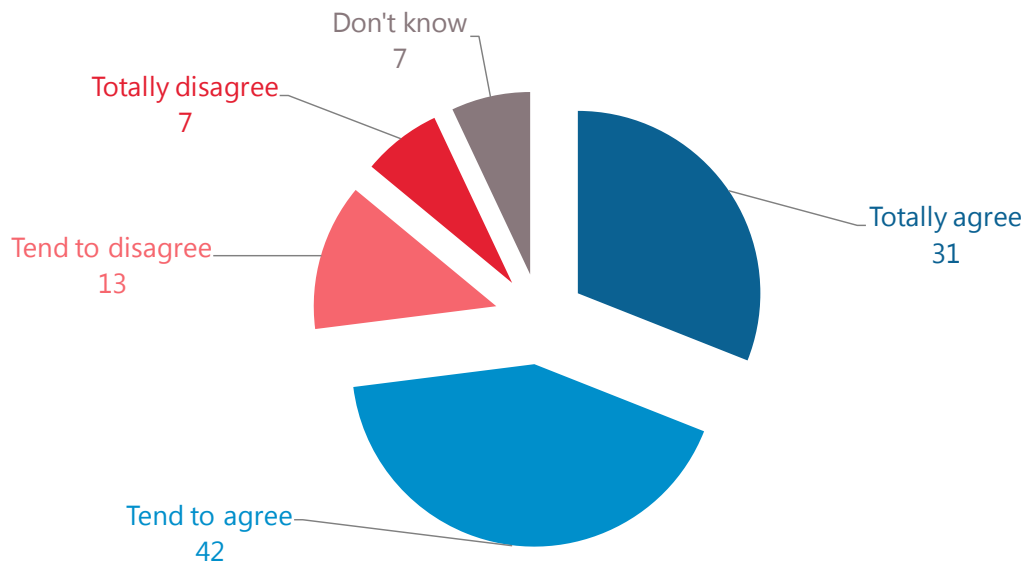
## 6 Aid for developing countries as a way to tackle irregular migration

### More than seven out of ten view development aid as a way to tackle irregular migration

The majority of respondents agree development aid is a way to tackle irregular migration (73%), with 31% saying they totally agree<sup>16</sup>.

This is a new question so no previous data is available.

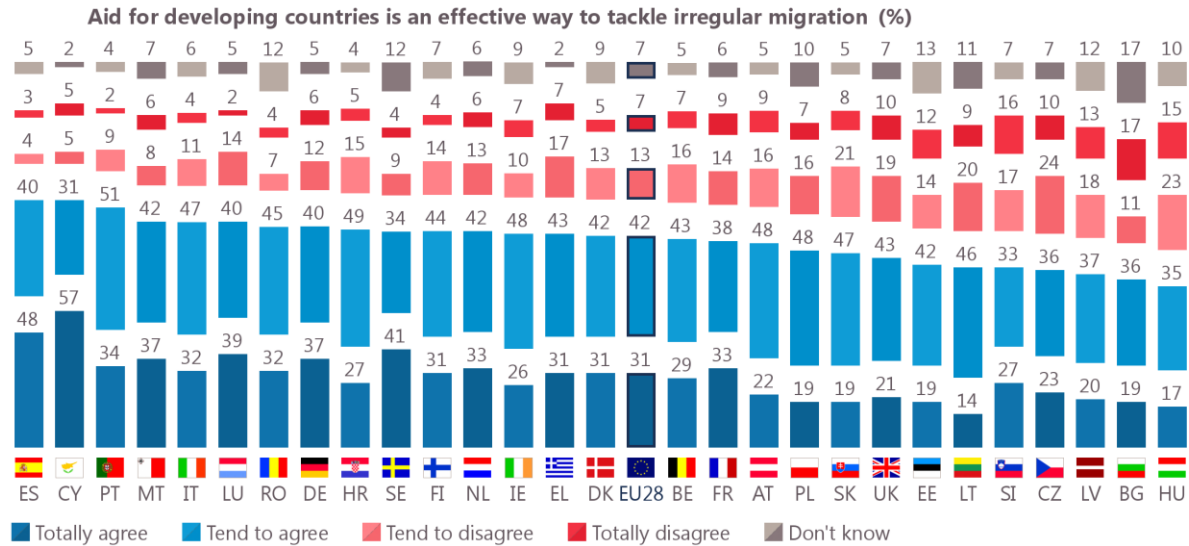
**QA7.8** To what extent do you agree or disagree with each of the following statements?  
**Aid for developing countries is an effective way to tackle irregular migration**  
(% - EU)



<sup>16</sup> QA7.8. To what extent do you agree or disagree with each of the following statements? Aid for developing countries is an effective way to tackle irregular migration. Totally agree; Tend to agree; Tend to disagree; Totally disagree; Don't Know.

Respondents in Spain, Cyprus (both 88%) and Portugal (85%) are the most likely to agree that development aid is a way to tackle irregular migration, while those in Hungary (52%) and Bulgaria (55%) are the least likely to agree. In fact, 17% of respondents in Bulgaria and 15% in Hungary totally disagree, as do 16% in Slovenia.

**QA7.8** To what extent do you agree or disagree with each of the following statements?



The socio-demographic analysis for the previous five questions highlights several common patterns. Respondents with the highest education levels are the most likely to agree with each statement. For example, 80% of those who completed education aged 20+ agree tackling poverty in developing countries has a positive influence on EU citizens as well, compared to 67%–68% of respondents with lower education levels. Managers are also consistently more likely to agree than other occupation groups, particularly that aid for developing countries contributes to a more peaceful and equal world (82% vs. 73%–77%).

Respondents' financial situation also has an influence on the results, with those who experience the least financial difficulty being the most likely to agree with each statement, and particularly that tackling poverty in developing countries is a moral obligation for the EU (77% vs. 68%–73%).

Respondents who have a positive image of the EU are more likely to agree with each statement than those with a neutral or negative image. For instance, 88% of those with a positive image agree tackling poverty in developing countries is also in the EU's own interest, compared to 79% of those with a neutral image, and 71% of those with a negative image. Respondents on the left of the political spectrum are the most likely to agree with each statement, as are those who talk about European political matters at least occasionally.

Perhaps not surprisingly, respondents who think helping people in developing countries is important are much more likely to agree with each of these statements than those who think helping is not important. For example, 80% of those that say helping is important agree tackling poverty in developing countries is a moral obligation for the EU, compared to 34% of respondents who think helping people in developing countries is not important. Respondents who were already aware that 2015 is the European Year for Development are also consistently more likely to agree with each statement, as are those who feel better informed about development aid than they did in 2014.

Finally, respondents who think EU aid should be increased to or beyond what has been promised are the more likely to agree with each statement than those who think aid should not be increased, or should be reduced. For example, 87% of respondents that think aid should be increased beyond what has been promised agree aid for developing countries is a way to combat irregular migration. This compares to 81% of those who think aid should be increased to promised levels, 61% of those who think there should be no increase, and 47% of those who think aid should be reduced.



**QA7.4/5/6/7/8** To what extent do you agree or disagree with each of the following statements?  
(% - EU) - Answer: Total 'Agree'

	Tackling poverty in developing countries has a positive influence on EU citizens as well	Tackling poverty in developing countries is also in the EU's own interest (e.g. by creating trade opportunities or better access to energy and raw materials)	Tackling poverty in developing countries is a moral obligation for the EU	Aid for developing countries contributes to a more peaceful and equal world	Aid for developing countries is an effective way to tackle irregular migration
EU28	72	80	74	76	73
Education (End of)					
15-	67	74	71	73	70
16-19	68	78	72	72	72
20+	80	85	80	80	77
Still studying	81	88	79	85	78
Socio-professional category					
Self-employed	75	82	77	76	76
Managers	79	85	80	82	77
Other white collars	75	80	75	77	74
Manual workers	70	78	71	73	70
House persons	69	78	73	76	75
Unemployed	72	78	71	75	72
Retired	68	76	74	73	72
Students	81	88	79	85	78
Difficulties paying bills					
Most of the time	67	71	68	71	68
From time to time	70	78	73	76	72
Almost never/ Never	74	82	77	77	74
<b>Image of EU</b>					
Positive	82	88	84	85	83
Neutral	72	79	74	75	72
Negative	60	71	63	64	63
Left-right political scale					
Left	80	86	82	83	78
Centre	74	82	77	78	76
Right	67	78	70	72	70
<b>Help developing countries</b>					
Total 'Important'	78	85	80	81	77
Total 'Not important'	34	47	34	38	39
<b>2015 European Year for Development</b>					
Knew it	79	85	80	80	79
Didn't know it	71	79	74	75	72
<b>EU Aid promised to developing countries</b>					
Increase beyond	88	90	90	90	87
Increase	81	89	84	83	81
Not increase	57	69	58	64	61
Reduce	43	54	44	45	47

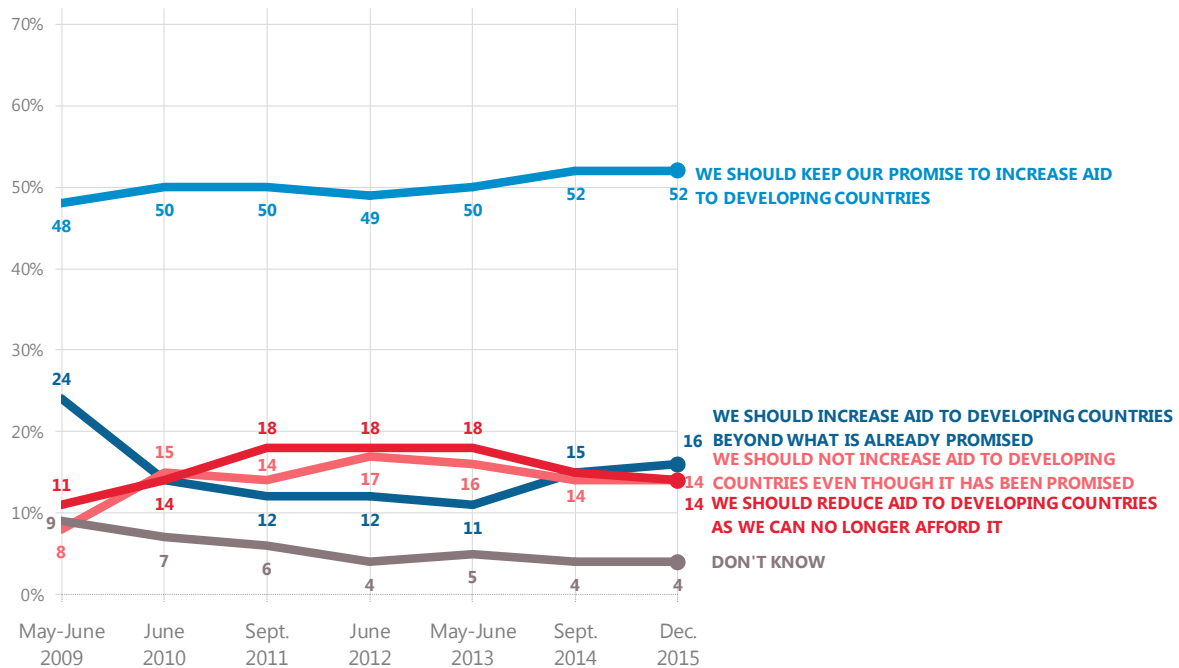
## II. ATTITUDES TOWARDS EU AID IN LIGHT OF THE CURRENT ECONOMIC SITUATION

### Just over two thirds think development aid should be increased

Just over half of all respondents think the EU should keep its promise to increase aid to developing countries (52%), and an additional 16% say aid should be increased beyond what has already been promised<sup>17</sup>. Just over one in ten think aid should not be increased even though it has been promised (14%), or that aid should be reduced, as it is no longer affordable (14%).

There have been no notable changes in these results since 2014. Looking at the longer term, the trend shows a slow increase in the proportion who agree that the promise to increase aid should be kept. Although the proportion of respondents who agree aid should be increased beyond what has been promised has not returned to 2009 levels, it continues the increase started in 2014.

**QA5** The EU (the European Commission and Member States) has promised to increase the level of its aid to developing countries. Given the current economic situation, which of the following statements best describes your opinion?  
(% - EU)



<sup>17</sup> QA5. The EU (the European Commission and Member States) has promised to increase the level of its aid to developing countries. Given the current economic situation, which of the following statements best describes your opinion? We should increase aid to developing countries beyond what is already promised; We should keep our promise to increase aid to developing countries; We should not increase aid to developing countries even though it has been promised; We should reduce aid to developing countries as we can no longer afford it; Don't Know.

In 17 Member States at least half of all respondents say the EU should keep its promise to increase aid to developing countries, with those in Luxembourg (71%), Sweden (66%), Malta and the Netherlands (both 62%) the most likely to say this. This is also the most common answer in all but one Member State. At the other end of the scale, 23% of respondents in Bulgaria say the EU should keep its promise to increase aid to developing countries. Respondents in Bulgaria are most likely to say aid should be reduced as 'the EU can no longer afford it' (35%), followed by 29% in Lithuania and 25% in the Czech Republic and Latvia.

The view that we should increase aid to developing countries beyond what has already been promised is most widely held amongst respondents in Romania (29%), Spain (26%), Cyprus (23%), Austria (20%), and France (20%).

Respondents in Bulgaria (26%), Finland (24%) and Greece (23%) are the most likely to say aid to developing countries should not be increased even though it has been promised.

A comparison between these results and those from 2014 shows generally small changes, with a few exceptions. Respondents in Romania are now more likely to be in favour of increasing aid beyond what has been promised (+11 percentage points), and less likely to say aid should be kept to promised levels (-7 pp) or reduced (-5 pp). A similar shift is observed amongst respondents in Ireland, who are now more likely to be in favour of increasing aid either above or to promised levels, and less likely to be in favour of decreasing aid, or keeping it below promised levels.

Respondents in Luxembourg and Italy are now more likely to be in favour of keeping the promise to increase aid (+10 pp and +11 pp respectively), and less likely to be in favour of not increasing aid, or of reducing aid.

In some countries, however, there has been a shift towards the views that aid should either not be increased, or should be reduced. This is the case in Bulgaria, Croatia, the Czech Republic, Lithuania, Latvia and Poland. For example, in Bulgaria there has been an eight point increase in the proportion who think aid should be reduced, and an eight point decrease in the proportion who say it should be increased as promised.

**QA5** The EU (the European Commission and Member States) has promised to increase the level of its aid to developing countries. Given the current economic situation, which of the following statements best describes your opinion? (%)



		We should increase aid to developing countries beyond what is already promised		We should keep our promise to increase aid to developing countries		We should not increase aid to developing countries even though it has been promised		We should reduce aid to developing countries as we can no longer afford it		Don't know
		Dec. 2015 - Sept. 2014		Dec. 2015 - Sept. 2014		Dec. 2015 - Sept. 2014		Dec. 2015 - Sept. 2014		
EU28		16	▲ 1	52	=	14	=	14	▼ 1	4
RO		29	▲ 11	42	▼ 7	11	▼ 1	12	▼ 5	6
IE		19	▲ 6	57	▲ 2	12	▼ 4	9	▼ 6	3
DE		16	▲ 3	58	▼ 4	14	=	7	=	5
MT		16	▲ 3	62	▲ 8	11	▼ 2	9	▼ 7	2
DK		14	▲ 3	61	▲ 1	13	=	11	▼ 2	1
FR		20	▲ 2	56	▲ 5	5	▼ 3	16	▼ 4	3
HR		18	▲ 2	54	▼ 10	9	▲ 1	16	▲ 5	3
CY		23	▲ 1	46	▼ 2	9	▼ 1	21	▲ 3	1
UK		14	▲ 1	55	▲ 1	12	▲ 1	15	▼ 4	4
NL		11	▲ 1	62	▲ 3	16	▲ 1	10	▼ 4	1
ES		26	=	47	▲ 4	12	▼ 2	11	▼ 2	4
IT		16	=	50	▲ 11	15	▼ 5	14	▼ 7	5
SE		13	=	66	▼ 8	11	▲ 5	7	▲ 2	3
CZ		7	=	47	▼ 9	19	▲ 6	25	▲ 4	2
FI		6	=	55	▼ 2	24	▲ 7	14	▼ 4	1
BE		13	▼ 1	53	=	19	▲ 2	13	▼ 2	2
BG		3	▼ 1	23	▼ 8	26	▼ 2	35	▲ 8	13
AT		20	▼ 2	46	▼ 12	17	▲ 8	15	▲ 6	2
SI		19	▼ 2	48	=	11	▲ 1	18	=	4
HU		12	▼ 2	50	▼ 4	20	▲ 2	16	▲ 3	2
SK		7	▼ 2	50	▼ 4	19	▲ 5	20	▲ 1	4
EL		11	▼ 3	42	▼ 4	23	▲ 3	23	▲ 4	1
EE		6	▼ 3	48	▼ 4	18	▲ 8	21	=	7
LT		5	▼ 3	41	▼ 8	22	▲ 6	29	▲ 6	3
PT		16	▼ 4	50	=	16	▲ 2	15	▲ 5	3
LU		13	▼ 4	71	▲ 10	4	▼ 5	10	▼ 1	2
LV		9	▼ 4	47	▼ 5	14	▲ 2	25	▲ 5	5
PL		7	▼ 4	50	▼ 7	22	▲ 9	12	▲ 4	9

Socio-demographic analysis shows those with the highest education levels are the most likely to be in favour of increasing aid. One in five with the highest education levels think aid should be increased beyond what has been promised (20%) compared to 13%-14% of those with lower education levels. In addition, 58% with the highest education levels say aid should be increased to the promised level, compared to 45%-51% of those with lower education level.

Opinions also vary according to financial situation. Respondents who experience difficulties paying bills most of the time are the most likely to say aid should be reduced (24% vs. 11%-17%), while those who never or almost never experience difficulties are the most likely to say aid should be increased as promised (56% vs. 41%-47%).

Not surprisingly, respondents who think helping people in developing countries is important are more likely to say aid should be increased beyond what has been promised (18% vs. 3%), or should be increased to promised levels (56% vs. 22%), compared to those who say helping is not important. Respondents who already knew that 2015 is the European Year for Development are more likely than those who did not to say aid should be increased beyond what has been promised (22% vs. 15%).

**QA5** The EU (the European Commission and Member States) has promised to increase the level of its aid to developing countries. Given the current economic situation, which of the following statements best describes your opinion?  
(% - EU)

	We should increase aid to developing countries beyond what is already promised	We should keep our promise to increase aid to developing countries	We should not increase aid to developing countries even though it has been promised	We should reduce aid to developing countries as we can no longer afford it	Don't know
EU28	16	52	14	14	4
 Education (End of)					
15-	13	45	17	19	6
16-19	14	51	15	16	4
20+	20	58	11	8	3
Still studying	22	57	11	6	4
 Difficulties paying bills					
Most of the time	16	41	15	24	4
From time to time	15	47	16	17	5
Almost never/ Never	16	56	13	11	4
<b>Help developing countries</b>					
Total 'Important'	18	56	13	9	4
Total 'Not important'	3	22	26	45	4
<b>2015 European Year for Development</b>					
Knew it	22	54	12	10	2
Didn't know it	15	52	14	14	5

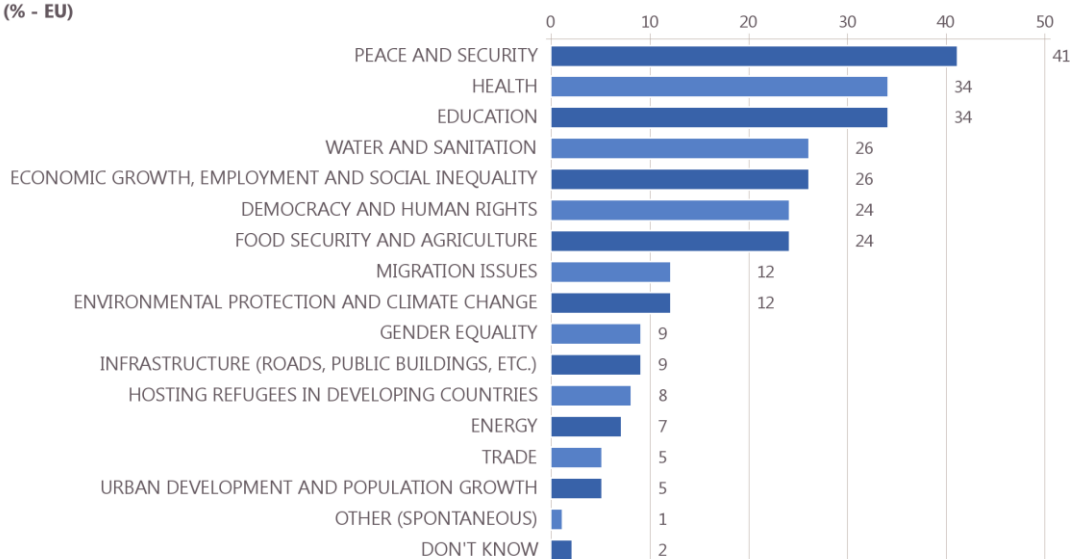
### III. UNDERSTANDING THE CHALLENGES FACING DEVELOPING COUNTRIES

#### Peace and security are considered the most pressing challenges for the future of developing countries.

Respondents were given a list of challenges, and asked which were the most pressing for the future of developing countries<sup>18</sup>. Just over four out of ten (41%) consider peace and security to be the most pressing challenge, followed by health and education (both 34%). At least one quarter mention water and sanitation, or economic growth, employment and social inequality (both 26%), while almost as many mention food security and agriculture of democracy and human rights (both 24%).

More than one in ten mention migration issues (12%), while 8% say hosting refugees in developing countries<sup>19</sup> is one of the most pressing for the future of these countries. In total, nearly two out of ten respondents (18%) consider at least one of these as challenges for developing countries. However, when looking at the results of the last Standard Eurobarometer<sup>20</sup>, immigration was considered as the most important issue facing the EU (58%). This suggests that Europeans are more likely to perceive migration-related issues as a challenge for the EU than for developing countries.

QA4 Which of the following challenges do you consider as the most pressing for the future of developing countries? (MAX. 3 ANSWERS) (% - EU)



Since the last survey, there has been a shift in respondents' perceptions of the most pressing challenges for developing countries. In 2014, the three most pressing challenges were health, peace and security, and education. These are still the three most mentioned challenges, but peace and security is now more likely to be seen as the most pressing challenge for developing countries, with mentions increasing by five percentage points since 2014. During the same period, mentions of health have declined by five points. In addition, respondents in 2015 are less likely than those from 2014 to consider water and sanitation (-4 pp) as the most pressing challenge for developing countries.

<sup>18</sup> QA4. Which of the following challenges do you consider as the most pressing for the future of developing countries? Food security and agriculture; Health; Education; Gender equality; Migration issues; Trade; Water and sanitation; Peace and security; Environmental protection and climate change; Democracy and human rights; Energy; Economic growth, employment and social inequality; Hosting refugees in developing countries (N); Urban development and population growth (N); Infrastructure (roads, public buildings, etc.) (N); Other (SPONTANEOUS); Don't Know

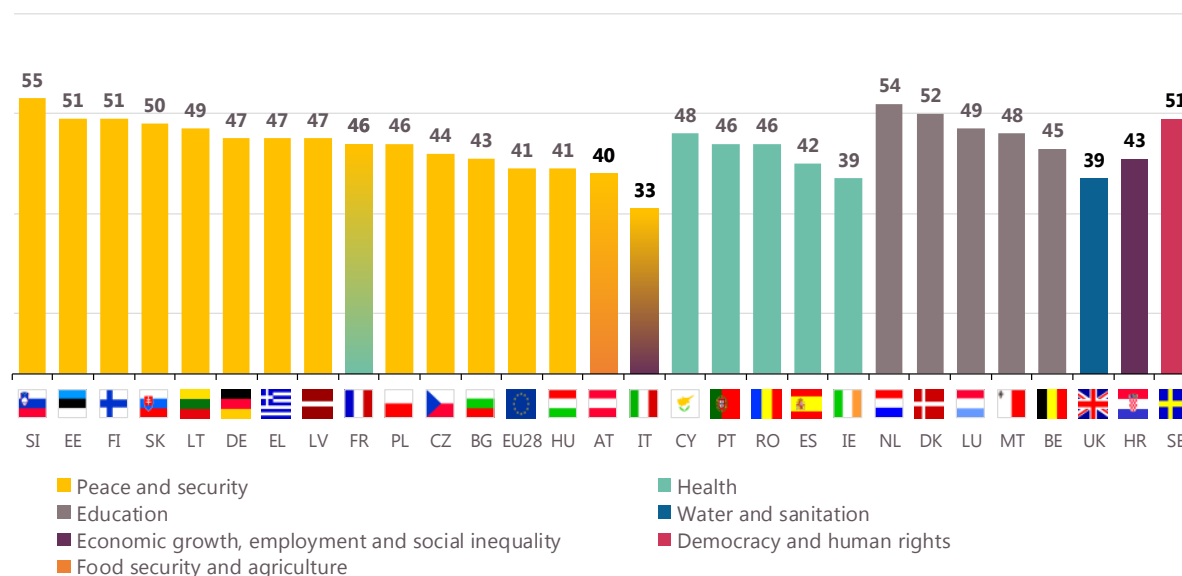
<sup>19</sup> This is a new option in 2015

<sup>20</sup> <http://ec.europa.eu/COMMFrontOffice/PublicOpinion/index.cfm/Survey/getSurveyDetail/instruments/STANDARD/surveyKy/2098>

In 2014, health was the most mentioned challenge in 13 countries, but in 2015 there are only 6 countries where this is considered the most pressing. Peace and security is now the most mentioned challenge in 15 countries, although it shares first place with health in France, with economic growth, employment and social inequality in Italy, with food security and agriculture in Austria. Economic growth, employment and social inequality are also the most mentioned challenge by respondents in Croatia.

Education is the most pressing challenge according to respondents in five Member States, while water and sanitation and democracy and human rights are the most mentioned challenges in one country each.

**QA4** Which of the following challenges do you consider as the most pressing for the future of developing countries? (MAX. 3 ANSWERS)  
 (% - THE MOST MENTIONED ANSWER BY COUNTRY)



The table below details the country results for the five most pressing challenges: peace and security, health, education, water and sanitation, and economic growth, employment and social inequality. The order of importance placed on these challenges is not consistent across all Member States. For example, in 11 countries peace and security, health and education are the three most mentioned challenges. In others, including Bulgaria, Portugal and Greece, economic growth, employment and social inequality is one of the three most mentioned challenges.

For some of these challenges there is also a wide range between the proportions in different Member States. For instance, 23 percentage points separates Slovenia (55%) and Romania (32%) in the proportions that say the most pressing challenge is peace and security. Thirty-four points separate Greece (46%) and Finland (12%) in the proportion who mention economic growth, employment and social inequality, while 30 points separates the UK (39%) and Croatia (9%) in the proportion who mention water and sanitation.

Although not one of the most mentioned challenges, 12% of respondents across the EU say migration issues are the most pressing challenge for developing countries, and in some Member States the proportion is considerably higher. For example, 34% of those in the Czech Republic, 33% in Hungary and 20% in Greece say migration issues are the most pressing challenge, and in 11 other countries at least one in ten also thinks this way.

Respondents are even less likely to consider hosting refugees in developing countries as one of the main challenges for these countries, with just 8% saying this. At a country level those in Finland (19%), Bulgaria (15%), Hungary and Croatia (both 13%) are the most likely to see this as a challenge for developing countries, while those in Slovenia (1%) and Sweden (2%) are the least likely to do so.

**QA4** Which of the following challenges do you consider as the most pressing for the future of developing countries? (MAX. 3 ANSWERS) (%)

		Peace and security	Health	Education	Water and sanitation	Economic growth, employment and social inequality
EU28		41	34	34	26	26
BE		40	33	<b>45</b>	30	23
BG		<b>43</b>	23	19	19	41
CZ		<b>44</b>	24	22	31	19
DK		43	28	<b>52</b>	25	25
DE		<b>47</b>	23	37	23	23
EE		<b>51</b>	29	40	23	27
IE		33	<b>39</b>	33	35	20
EL		<b>47</b>	39	28	22	46
ES		36	<b>42</b>	34	33	28
FR		<b>46</b>	<b>46</b>	43	30	20
HR		39	20	21	9	<b>43</b>
IT		<b>33</b>	29	21	24	<b>33</b>
CY		43	<b>48</b>	37	25	34
LV		<b>47</b>	36	27	12	31
LT		<b>49</b>	36	29	16	36
LU		41	38	<b>49</b>	36	15
HU		<b>41</b>	30	17	28	26
MT		44	41	<b>48</b>	21	14
NL		48	35	<b>54</b>	23	27
AT		<b>40</b>	21	26	31	22
PL		<b>46</b>	31	18	15	24
PT		43	<b>46</b>	34	20	44
RO		32	<b>46</b>	39	11	33
SI		<b>55</b>	25	28	20	39
SK		<b>50</b>	33	31	21	29
FI		<b>51</b>	33	46	26	12
SE		43	20	<b>50</b>	36	23
UK		35	38	37	<b>39</b>	18

Highest percentage per country

Lowest percentage per country

Highest percentage per item

Lowest percentage per item



The socio-demographic analysis shows a range of differences:

- Those aged 55+ are the least likely to consider education as the most pressing challenge for the future of developing countries (30% vs. 35%-37%).
- The longer respondents remained in education, the more likely they are to say education is the most pressing challenge: 27% with the lowest education levels say this, compared to 40% of those with the highest levels. The same pattern also applies for democracy and human rights. Those who complete school prior to age 16 are, however, the most likely to mention health (38% vs. 32%).
- Managers are the most likely to say education is the most pressing challenge (40% vs. 30%-35% for other occupation groups).
- Respondents who experience the most financial difficulty are the most likely to mention health (39% vs. 33%-34%), while those with the least financial difficulties are the most likely to mention education (36% vs. 29%-31%).

In addition, respondents who say helping people in developing countries is not important are more likely to consider migration issues as the most pressing challenge, compared to those that say helping developing countries is important (17% vs. 12%). The reverse is true for environmental protection and climate change (8% vs. 13%).

Finally, respondents who are willing to pay more for products from developing countries<sup>21</sup> are more likely to consider education (40% vs. 28%) and democracy and human rights (27% vs. 21%) as main challenges – but they are less likely to say this about migration issues (10% vs. 15%).

---

<sup>21</sup> See Section IV part 2 for full analysis of these results.

**QA4** Which of the following challenges do you consider as the most pressing for the future of developing countries? (ROTATE – MAX. 3 ANSWERS)

	Health	Education	Democracy and human rights	Migration issues	Environmental protection and climate change
EU28	34	34	24	12	12
<b>Age</b>					
15-24	38	37	27	12	11
25-39	33	35	25	13	11
40-54	32	36	24	12	13
55 +	34	30	23	12	12
<b>Education (End of)</b>					
15-	38	27	20	11	9
16-19	32	31	23	14	11
20+	32	40	27	11	15
Still studying	35	41	30	12	12
<b>Socio-professional category</b>					
Self-employed	31	35	24	12	15
Managers	30	40	29	11	13
Other white collars	29	30	24	14	13
Manual workers	35	34	24	13	11
House persons	38	30	19	14	11
Unemployed	36	33	22	13	9
Retired	35	31	22	12	12
Students	35	41	30	12	12
<b>Difficulties paying bills</b>					
Most of the time	39	31	21	13	8
From time to time	33	29	23	16	11
Almost never/ Never	34	36	25	11	13
<b>Help developing countries</b>					
Total 'Important'	34	34	25	12	13
Total 'Not important'	32	28	20	17	8
<b>Pay products from develop. countries</b>					
Total 'Yes'	34	40	27	10	14
No	34	28	21	15	10

#### IV. PERSONAL COMMITMENT AND INVOLVEMENT IN DEVELOPMENT

This section of the report considers the extent to which Europeans agree that individuals can play a role in tackling poverty in developing countries. It also reviews the personal commitment to support developing countries by paying more for groceries or other products, as well as Europeans’ involvement in helping developing countries by volunteering, donating or other personal actions.

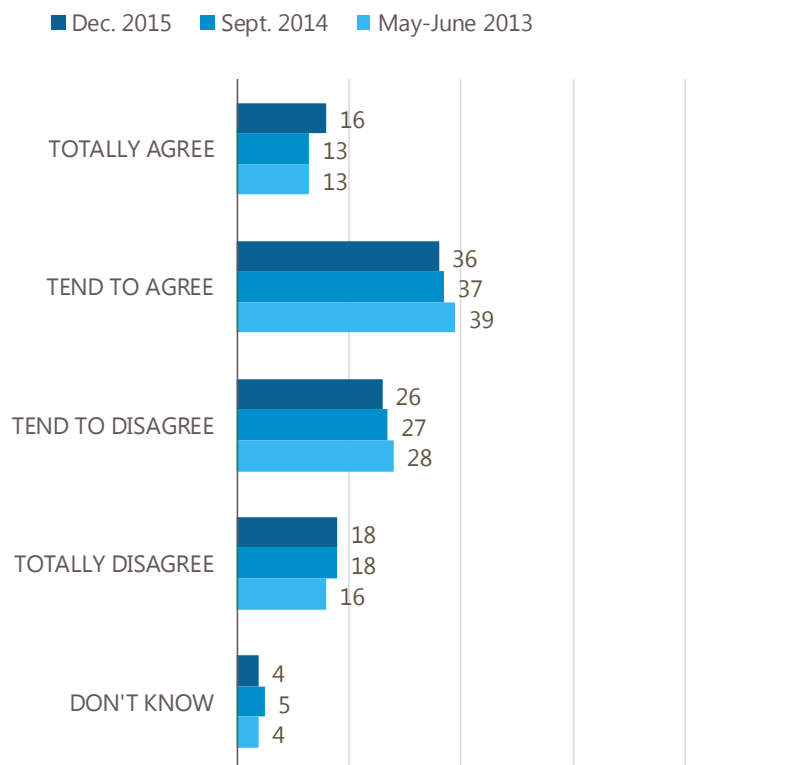
### 1 The role of individuals in tackling poverty

#### There is a diverse range of opinions across the EU about the ability of individuals to play a role in tackling poverty in developing countries

Just over half of all respondents agree that, as individuals, they can play a role in tackling poverty in developing countries (52%), and they are more likely to tend to agree (36%) than to totally agree (16%)<sup>22</sup>.

Overall there has only been a slight change in agreement since 2014 (+2 percentage points), although the proportion who ‘totally agree’ has increased by three points.

**QA7.1** To what extent do you agree or disagree with each of the following statements?  
**As an individual, you can play a role in tackling poverty in developing countries**

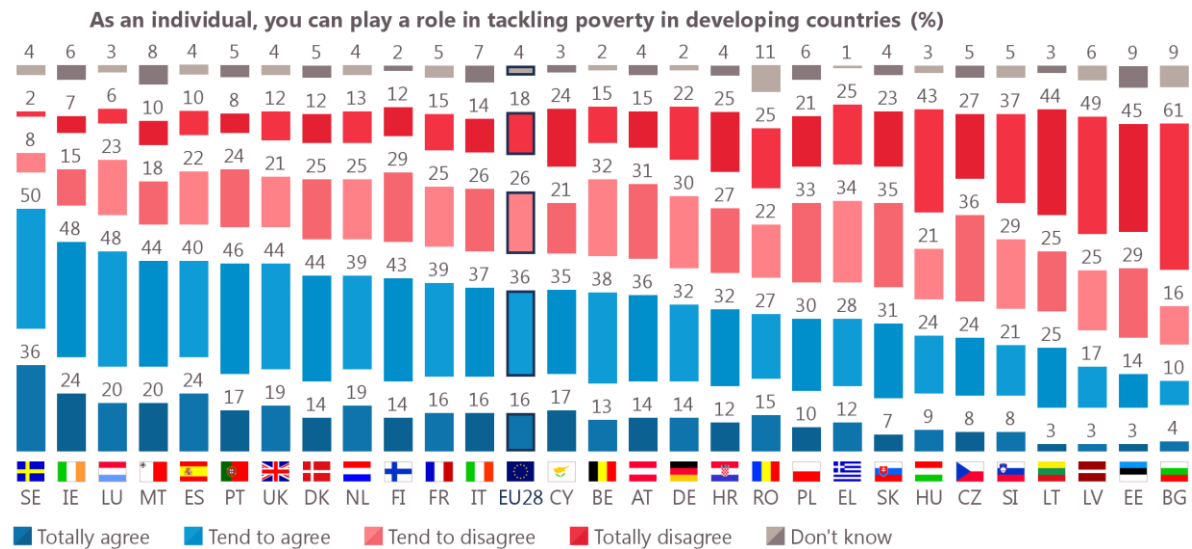


<sup>22</sup> QA7.1. To what extent do you agree or disagree with each of the following statements? As an individual, you can play a role in tackling poverty in developing countries. Totally agree; Tend to agree; Tend to disagree; Totally disagree; Don't Know.

The country level chart clearly illustrates the broad range of opinions across the EU. At least two thirds of respondents in Sweden (86%), Ireland (72%) and Luxembourg (68%) agree as an individual they can play a role in tackling poverty in developing countries, and overall at least half of all respondents in 15 Member States agree. Furthermore, in five countries at least one in five totally agree as an individual they can play a role in tackling poverty in developing countries: Sweden (36%), Ireland, Spain (both 24%), Luxembourg and Malta (both 20%).

At the other end of the scale, just 14% of respondents in Bulgaria, 17% in Estonia and 20% in Latvia agree to some extent that as an individual they can play a role in tackling poverty in developing countries. This represents a range of 72 percentage points between the highest (Sweden) and lowest (Bulgaria) result. This is also the largest country-level variation for any question, further highlighting the diversity of opinion across Europe about the role individuals can play in tackling poverty.






























QA7.1 To what extent do you agree or disagree with each of the following statements?



Although in most cases the changes at country level since 2014 are minor, there are a few exceptions. Respondents in Finland (+8 pp) and Poland (+6 pp) are now more likely to agree that as an individual they can play a role in tackling poverty, while those in Greece (-10 pp), Slovenia (-8 pp) and Lithuania (-7 pp) are less likely to do so.

**QA7.1** To what extent do you agree or disagree with each of the following statements?

**As an individual, you can play a role in tackling poverty in developing countries (%)**

		Total 'Agree'	Dec. 2015 - Sept. 2014	Total 'Disagree'	Dec. 2015 - Sept. 2014	Don't know
EU28		52	▲ 2	44	▼ 1	4
FI		57	▲ 8	41	▼ 6	2
PL		40	▲ 6	54	▼ 3	6
IE		72	▲ 4	22	▼ 6	6
LU		68	▲ 4	29	▼ 3	3
DK		58	▲ 4	37	▼ 5	5
IT		53	▲ 4	40	▼ 3	7
ES		64	▲ 3	32	▼ 3	4
NL		58	▲ 3	38	▼ 3	4
DE		46	▲ 3	52	=	2
HU		33	▲ 3	64	▼ 2	3
FR		55	▲ 1	40	▼ 1	5
AT		50	▲ 1	46	▼ 1	4
SE		86	=	10	▼ 1	4
HR		44	=	52	▼ 1	4
SK		38	=	58	▲ 1	4
CZ		32	=	63	▼ 2	5
MT		64	▼ 2	28	▲ 3	8
UK		63	▼ 2	33	▲ 2	4
RO		42	▼ 2	47	=	11
EE		17	▼ 2	74	▲ 3	9
PT		63	▼ 3	32	▲ 1	5
CY		52	▼ 3	45	▲ 3	3
BG		14	▼ 3	77	▲ 5	9
BE		51	▼ 4	47	▲ 4	2
LV		20	▼ 4	74	▲ 4	6
LT		28	▼ 7	69	▲ 9	3
SI		29	▼ 8	66	▲ 6	5
EL		40	▼ 10	59	▲ 10	1

Socio-demographic analysis shows that the oldest respondents are the least likely to agree they can play a role in tackling poverty in developing countries, particularly compared to 15-24 year olds (45% vs. 61%). Education also has an impact: 44% of respondents with the lowest education levels agree individuals can play a role in tackling poverty, compared to 59% of those with the highest levels. Managers are also more likely to agree than other occupation groups (62% vs. 44%-54%).

Respondents who think it is important to help people in developing countries are more likely to agree that as an individual they can play a role in tackling poverty in developing countries (55%), and those who were already aware of 2015 as the European Year for Development are also more likely to agree (60%).

**QA7.1** To what extent do you agree or disagree with each of the following statements?

**As an individual, you can play a role in tackling poverty in developing countries (% - EU)**

	Total 'Agree'	Total 'Disagree'	Don't know
EU28	52	44	4
<b>Age</b>			
15-24	61	35	4
25-39	56	41	3
40-54	52	43	5
55 +	45	49	6
<b>Education (End of)</b>			
15-	44	50	6
16-19	48	47	5
20+	59	37	4
Still studying	66	31	3
<b>Socio-professional category</b>			
Self-employed	54	42	4
Managers	62	35	3
Other white collars	54	42	4
Manual workers	50	45	5
House persons	49	44	7
Unemployed	53	43	4
Retired	44	50	6
Students	66	31	3
<b>Help developing countries</b>			
Total 'Important'	55	40	5
Total 'Not important'	23	73	4
<b>2015 European Year for Development</b>			
Knew it	60	37	3
Didn't know it	50	45	5

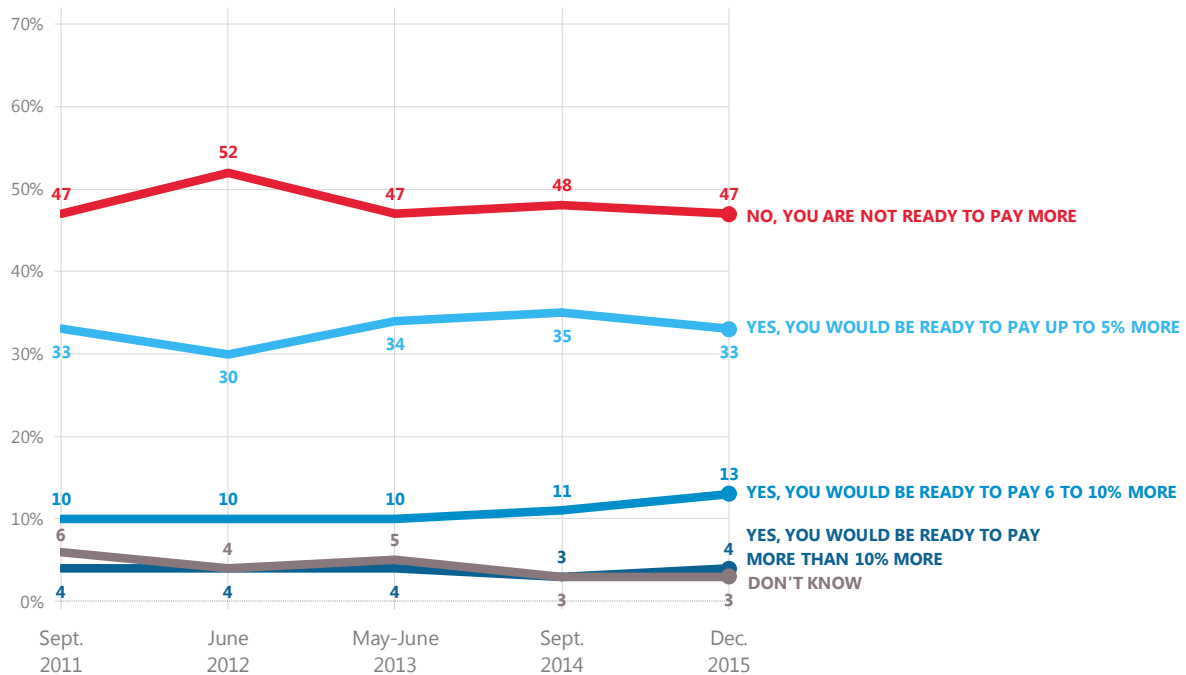
## 2 Personal commitment to development

### Readiness to pay more for products from developing countries varies widely across Member States.

Half of all respondents would be prepared to pay more for groceries or other products from developing countries to support people living in those countries (50%)<sup>23</sup>. One third would be ready to pay up to 5% more (33%), while 13% would pay 6-10% more and 4% would pay more than 10% more. Almost half (47%) would not be prepared to pay more to support people living in developing countries.

The proportion of respondents willing to pay more has increased slightly since 2014 (+1 percentage point), and is now at its highest since 2009.

**QA6** Would you be prepared to pay more for groceries or other products from developing countries to support people living in these countries (for instance for fair trade products)? (% - EU)

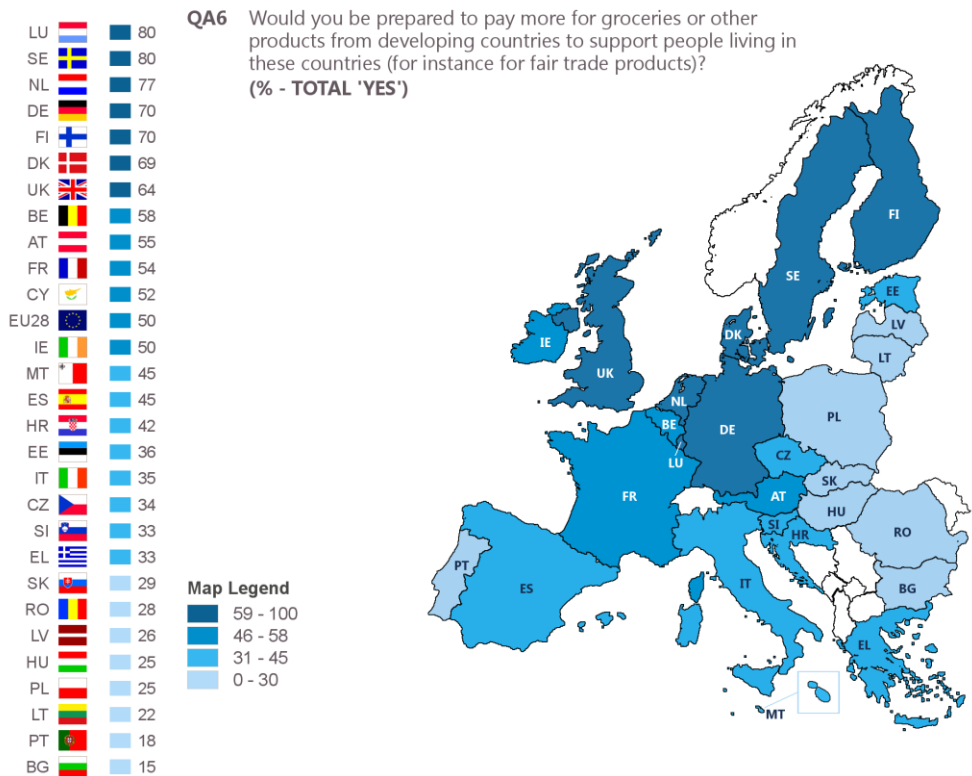


There is a range of preparedness to pay more across Member States. Respondents in Luxembourg, Sweden (both 80%) and the Netherlands (77%) are the most likely to be prepared to pay more – although Sweden is the only country where at least three quarters also agree that individuals can play a role in tackling poverty in developing countries (86%). Overall, there are 12 Member States where at least half of all respondents would be prepared to pay more.

At the other end of the scale, just 15% in Bulgaria and 18% in Portugal would be willing to pay more for groceries or other products from developing countries to support people living in those countries.

<sup>23</sup> QA6. Would you be prepared to pay more for groceries or other products from developing countries to support people living in these countries (for instance for fair trade products)? No, you are not ready to pay more; Yes, you would be ready to pay up to 5% more; Yes, you would be ready to pay 6 to 10% more; Yes, you would be ready to pay more than 10% more; Don't Know.

The map illustrates that respondents in northern and central areas are the most likely to be willing to pay more for products from developing countries to support people living there.



At an EU level, there is little difference between the proportion who agree an individual can play a role in tackling poverty in developing countries (52%), and the proportion willing to pay more for products from developing countries in order to help people there (50%). However, this is not consistent for all Member States. In fact, there are only six countries where the difference between these results is two points or less: the Czech Republic, the UK, Bulgaria, Cyprus, France and Croatia.

In 10 Member States respondents are more likely to be willing to pay more than they are to agree individuals can play a role in tackling poverty in developing countries, with the largest differences observed in Germany (70% vs. 46%), the Netherlands (77% vs. 58%) and Estonia (77% vs. 58%). In the other 12 Member States, the reverse is true. Respondents are more likely to agree an individual can play a role in tackling poverty in developing countries than they are to be personally willing to pay more for products from these countries. The largest differences are observed amongst respondents in Portugal (63% vs. 18%), Ireland (72% vs. 50%) Malta and Spain (both 64% vs. 45%).

More detailed results show respondents in Sweden (18%) and Luxembourg (10%) are the most likely to be ready to pay more than 10% more, while those in Sweden (30%) and the Netherlands (27%) are the most likely to be ready to pay 6-10% more. At least four out of ten respondents in Finland, Luxembourg (both 48%), the UK (45%), Cyprus (42%) and the Netherlands (41%) would be ready to pay up to 5% more.

Compared to 2014, respondents in Denmark (+7 percentage points) and Luxembourg (+5 pp) are more likely to be willing to pay more for products from developing countries to support people there. In contrast, those in Austria (-11 pp), Greece (-9 pp), Lithuania (-8 pp), Cyprus and Croatia (both -6 pp) are now less likely to be willing to do so.



**QA6** Would you be prepared to pay more for groceries or other products from developing countries to support people living in these countries (for instance for fair trade products)? (%)

		No, you are not ready to pay more	Dec. 2015 - Sept. 2014	Yes, you would be ready to pay up to 5% more	Dec. 2015 - Sept. 2014	Yes, you would be ready to pay 6 to 10% more	Dec. 2015 - Sept. 2014	Yes, you would be ready to pay more than 10% more	Dec. 2015 - Sept. 2014	Don't know	Total 'Yes'	Dec. 2015 - Sept. 2014
EU28		47	▼ 1	33	▼ 2	13	▲ 2	4	▲ 1	3	50	▲ 1
DK		29	▼ 6	38	▲ 1	23	▲ 6	8	=	2	69	▲ 7
LU		19	▼ 5	48	▲ 1	22	▲ 4	10	=	1	80	▲ 5
UK		34	▼ 4	45	▼ 1	15	▲ 4	4	▲ 1	2	64	▲ 4
FI		29	▼ 3	48	▼ 1	18	▲ 3	4	▲ 1	1	70	▲ 3
MT		53	▼ 1	38	▲ 2	6	▲ 1	1	=	2	45	▲ 3
FR		45	▼ 1	37	▼ 1	13	▲ 3	4	=	1	54	▲ 2
IT		59	▼ 5	25	▼ 3	8	▲ 4	2	▲ 1	6	35	▲ 2
RO		68	▼ 4	24	▲ 2	3	=	1	=	4	28	▲ 2
EE		61	=	30	▲ 3	6	=	0	▼ 2	3	36	▲ 1
NL		21	▼ 1	41	▼ 2	27	▲ 3	9	▼ 1	2	77	=
DE		26	=	37	▼ 3	24	=	9	▲ 3	4	70	=
ES		52	=	35	=	8	=	2	=	3	45	=
PT		80	▼ 1	15	▲ 1	2	▼ 2	1	▲ 1	2	18	=
BE		41	▲ 2	39	▼ 2	15	▲ 1	4	=	1	58	▼ 1
LV		73	▲ 1	21	▼ 3	4	▲ 2	1	=	1	26	▼ 1
IE		48	▲ 1	38	▼ 3	9	▲ 1	3	=	2	50	▼ 2
CZ		63	=	26	▼ 2	7	=	1	=	3	34	▼ 2
SE		19	▲ 3	32	▼ 1	30	▼ 2	18	=	1	80	▼ 3
SK		68	▲ 3	24	▼ 2	4	=	1	▼ 1	3	29	▼ 3
HU		74	▲ 3	20	▼ 3	4	=	1	=	1	25	▼ 3
BG		79	▲ 3	13	▼ 3	2	=	0	=	6	15	▼ 3
PL		70	▲ 4	21	▼ 5	4	▲ 2	0	▼ 1	5	25	▼ 4
SI		65	▲ 5	24	▼ 8	6	▲ 1	3	▲ 2	2	33	▼ 5
CY		46	▲ 7	42	▼ 2	6	▼ 5	4	▲ 1	2	52	▼ 6
HR		54	▲ 3	34	▼ 6	7	▲ 1	1	▼ 1	4	42	▼ 6
LT		77	▲ 8	20	▼ 7	2	=	0	▼ 1	1	22	▼ 8
EL		65	▲ 8	27	▼ 5	4	▼ 3	2	▼ 1	2	33	▼ 9
AT		41	▲ 9	36	▲ 1	15	▼ 3	4	▼ 9	4	55	▼ 11

Socio-demographic analysis once again illustrates the influence of education, occupation and financial situation. The longer respondents remained in education, the more likely they are to be willing to pay more: 37% with the lowest education levels would pay more, compared to 62% of those with the highest levels. The largest differences are in people's readiness to pay 6-10% more, or more than 10% more.

Managers (65%), and those who rarely or never have problems paying household bills (56%) are the most likely to be willing to pay more for groceries or other products from developing countries to support people living in those countries.

Not surprisingly, those who think helping people in developing countries is important are more likely to be willing to pay more (54% vs. 18%), as are those who think individuals can play a role in tackling poverty (62% vs. 36%). Respondents who agree tackling poverty in developing countries should be one of the main priorities for the EU are also more likely to be willing to pay more than those who do not agree (58% vs. 31%).

**QA6** Would you be prepared to pay more for groceries or other products from developing countries to support people living in these countries (for instance for fair trade products)?  
(% - EU)

	No, you are not ready to pay more	Yes, you would be ready to pay up to 5% more	Yes, you would be ready to pay 6 to 10% more	Yes, you would be ready to pay more than 10% more	Don't know	Total 'Yes'
EU28	47	33	13	4	3	50
<b>Education (End of)</b>						
15-	60	28	7	2	3	37
16-19	52	33	9	3	3	45
20+	35	36	19	7	3	62
Still studying	33	37	19	6	5	62
<b>Socio-professional category</b>						
Self-employed	43	33	15	7	2	55
Managers	33	35	22	8	2	65
Other white collars	47	35	12	3	3	50
Manual workers	51	34	10	2	3	46
House persons	58	28	7	3	4	38
Unemployed	55	31	8	3	3	42
Retired	52	31	11	3	3	45
Students	33	37	19	6	5	62
<b>Difficulties paying bills</b>						
Most of the time	63	26	6	2	3	34
From time to time	58	29	8	2	3	39
Almost never/ Never	41	36	15	5	3	56
<b>Help developing countries</b>						
Total 'Important'	43	35	14	5	3	54
Total 'Not important'	79	14	4	0	3	18
<b>You can play a role in tackling poverty</b>						
Total 'Agree'	35	39	17	6	3	62
Total 'Disagree'	61	26	8	2	3	36
<b>Tackling poverty EU priority</b>						
Total 'Agree'	39	38	15	5	3	58
Total 'Disagree'	66	23	7	1	3	31

### 3 Personal involvement in helping developing countries

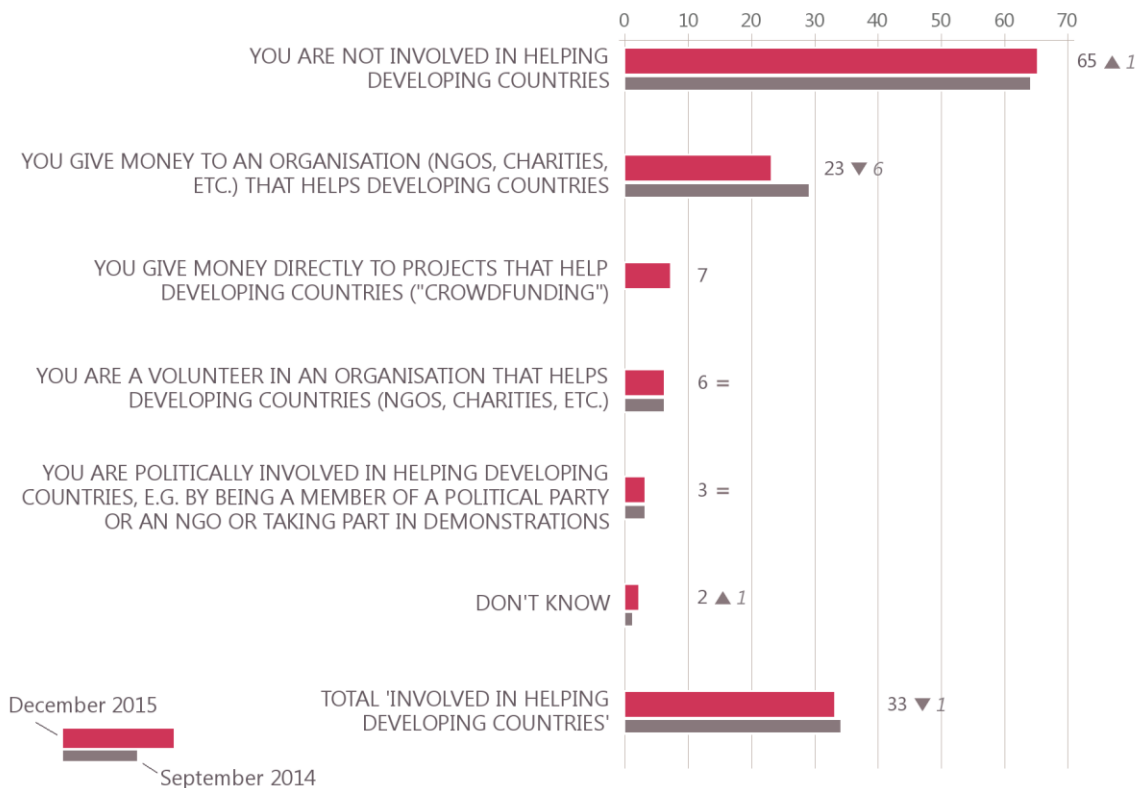
#### The proportion of respondents personally involved in helping developing countries varies widely across Member States

Across the EU, one third of respondents are personally involved in helping developing countries (33%)<sup>24</sup>. Almost one quarter (23%) give money to an organisation that helps developing countries, and this is by far the most common action. Less than one in ten gives money directly to projects that help developing countries (7%), volunteer in an organisation that helps developing countries (6%), or are politically involved in helping developing countries (3%).

The majority of respondents, however, are not involved in helping developing countries (65%).

Overall, the proportion involved in helping developing countries has barely changed since 2014 (-1 percentage point), although there has been a six point decrease in the proportion who give money to an organisation that helps developing countries. However, in the current survey crowdfunding has been introduced as a new item (giving money directly to projects that help developing countries). The decline in the proportion donating to organisations may be explained to some degree by this additional response option.

**QA8** Regarding your personal involvement in helping developing countries, please let me know which of the following apply to you? (MULTIPLE ANSWERS POSSIBLE)  
(% - EU)



<sup>24</sup> QA8. Regarding your personal involvement in helping developing countries, please let me know which of the following apply to you? You are politically involved in helping developing countries, e.g. by being a member of a political party or an NGO or taking part in demonstrations; You are a volunteer in an organisation that helps developing countries (NGOs, charities, etc.); You give money to an organisation (NGOs, charities, etc.) that helps developing countries; You give money directly to projects that help developing countries ("crowdfunding") (N); You are not involved in helping developing countries; Don't Know.

There are only seven Member States where at least half of all respondents are personally involved in helping developing countries: Sweden (71%), the Netherlands (68%), Finland (66%), Denmark (61%), Luxembourg (60%), Malta (57%) and Ireland (54%). At the other end of the scale, just 4% of those in Latvia and Bulgaria, 6% in Estonia and 7% in Romania are personally involved in helping developing countries. It is interesting to note that Sweden and Ireland are the only countries where at least seven out of ten agree individuals can play a role in tackling poverty in developing countries.

In 22 Member States respondents are most likely to say they are not involved in helping developing countries. In the other six countries respondents are most likely to say they give money to an organisation that helps developing countries. In fact, at least half of all respondents in the Netherlands (58%), Sweden (54%) and Finland (51%) give money to an organisation that helps developing countries. Respondents in Sweden (26%) and the Netherlands (18%) along with those in Luxembourg (19%) are the most likely to give money directly to projects (crowdfunding). Respondents in Luxembourg are the most likely to volunteer (15%), followed by those in Hungary (12%), Austria and Finland (both 10%).

Sweden is the only country where at least one in ten is politically involved in helping developing countries (11%).

Since 2014, respondents in Cyprus (-11 percentage points), the UK, Austria (both -10 pp) and Croatia (-9 pp) have become less likely to be involved in helping developing countries. In fact in Austria there has been a 20 point decrease in the proportion who give money to an organisation that helps developing countries. There have also been large decreases in the proportion of respondents in Luxembourg (-15pp), the UK (-14 pp), Cyprus (-13 pp), Malta and Slovenia (both -12 pp) who do this. The largest increase in the proportion of respondents who are not involved in helping developing countries is observed in Cyprus (+11 pp).

Increases in involvement in helping developing countries are generally minor, with the highest increase observed amongst those in Sweden (+4 pp).

**QA8** Regarding your personal involvement in helping developing countries, please let me know which of the following apply to you? (MULTIPLE ANSWERS POSSIBLE) (%)

		You are not involved in helping developing countries	Dec. 2015 - Sept. 2014	You give money to an organisation (NGOs, charities, etc.) that helps developing countries	Dec. 2015 - Sept. 2014	You give money directly to projects that help developing countries ("crowdfunding")*		You are a volunteer in an organisation that helps developing countries (NGOs, charities, etc.)	Dec. 2015 - Sept. 2014	You are politically involved in helping developing countries, e.g. by being a member of a political party or an NGO or taking part in demonstrations	Dec. 2015 - Sept. 2014	Don't know	Total 'Involved in helping developing countries'	Dec. 2015 - Sept. 2014
EU28		65	▲ 1	23	▼ 6	7	6	=	3	=	2	33	▼ 1	
SE		27	▼ 5	54	▼ 8	26	8	▲ 2	11	▼ 1	2	71	▲ 4	
HU		75	▼ 4	8	▼ 7	4	12	▲ 7	2	▲ 1	1	24	▲ 3	
DK		39	▼ 2	49	▼ 6	12	9	▲ 2	6	▲ 1	1	61	▲ 2	
BE		55	▼ 2	30	▼ 6	12	7	=	2	▼ 1	1	44	▲ 2	
IT		72	▼ 3	14	▼ 3	3	8	▲ 3	4	▲ 1	1	26	▲ 2	
FI		34	▼ 1	51	▼ 8	17	10	▲ 1	5	▲ 1	0	66	▲ 1	
DE		49	▼ 2	33	▼ 5	10	6	▼ 1	4	▼ 1	6	46	▲ 1	
ES		69	▼ 1	18	▼ 6	5	8	▲ 2	4	=	0	31	▲ 1	
PT		84	▼ 1	9	▲ 2	3	5	=	5	▲ 1	0	16	▲ 1	
RO		93	▼ 1	2	▼ 2	1	2	=	2	▲ 1	0	7	▲ 1	
NL		30	=	58	▼ 7	18	8	▼ 2	7	▼ 1	1	68	▼ 1	
FR		72	▲ 1	19	▼ 4	5	5	▼ 2	3	▲ 1	1	27	▼ 1	
EE		93	▲ 2	3	▼ 2	2	2	=	1	=	1	6	▼ 1	
BG		94	▲ 1	1	▼ 2	1	1	=	1	▲ 1	2	4	▼ 1	
LU		38	▲ 1	41	▼ 15	19	15	▲ 3	2	▼ 2	1	60	▼ 2	
CZ		79	▲ 2	10	▼ 10	9	2	=	2	▲ 1	0	20	▼ 2	
PL		79	▼ 1	10	▼ 4	3	3	=	1	=	5	16	▼ 2	
LT		87	▲ 4	5	▼ 9	6	1	▼ 1	1	▼ 1	0	13	▼ 3	
IE		45	▲ 3	43	▼ 11	10	6	=	2	=	1	54	▼ 4	
EL		88	▲ 5	7	▼ 6	3	3	=	1	▼ 1	0	12	▼ 5	
LV		95	▲ 6	2	▼ 6	1	2	▼ 1	0	=	0	4	▼ 6	
MT		43	▲ 7	48	▼ 12	11	3	▼ 3	1	▼ 2	0	57	▼ 7	
SI		71	▲ 6	14	▼ 12	10	6	▼ 4	2	=	1	27	▼ 7	
SK		85	▲ 9	9	▼ 10	3	2	▼ 1	1	=	1	14	▼ 8	
HR		86	▲ 8	7	▼ 9	3	3	=	2	▼ 1	1	13	▼ 9	
AT		48	▲ 7	33	▼ 20	7	10	▲ 2	7	▲ 4	2	49	▼ 10	
UK		55	▲ 7	33	▼ 14	8	5	▼ 2	3	=	3	42	▼ 10	
CY		75	▲ 11	18	▼ 13	4	6	▼ 1	1	▼ 1	0	25	▼ 11	

Once again, education, occupation and financial situation provide the most socio-demographic differences. Almost half of those with the highest education levels are personally involved in helping developing countries (46%), compared to 29% of those who completed education aged 16-19 and 23% of those who completed aged 15+. Managers (47%) and the self-employed (43%) are more likely than other occupation groups to be personally involved, as are those with the least financial difficulty (38%).

Unsurprisingly, respondents who think it is important to help people in developing countries are more likely to be personally involved (36% vs. 12% who think it is not important). Those who already knew it is the European Year for Development, and those who feel better informed about development aid than they did in 2014 are also more likely to be personally involved.

It is also not surprising that those who think individuals can play a role in tackling poverty are more likely to be involved in helping developing countries (46% vs. 19%). Respondents who are willing to pay more for products from developing countries are also more likely to be personally involved than those who are not willing to do so (51% vs. 15%).

**QA8** Regarding your personal involvement in helping developing countries, please let me know which of the following apply to you? (MULTIPLE ANSWERS POSSIBLE)

	You are politically involved in helping developing countries, e.g. by being a member	You are a volunteer in an organisation that helps developing countries (NGOs,	You give money to an organisation (NGOs, charities, etc.) that helps developing countries	You give money directly to projects that help developing countries	You are not involved in helping developing countries	Don't know	Total 'Involved in helping developing countries'
EU28	3	6	23	7	65	2	33
Education (End of)							
15-	2	4	17	3	75	2	23
16-19	2	5	20	6	69	2	29
20+	5	8	33	10	52	2	46
Still studying	5	9	19	7	63	2	35
Socio-professional category							
Self-employed	5	8	29	10	55	2	43
Managers	6	8	33	11	50	2	47
Other white collars	3	6	23	6	65	2	33
Manual workers	3	5	19	5	69	3	28
House persons	2	5	20	5	72	2	27
Unemployed	3	6	14	4	75	2	23
Retired	3	5	24	7	66	2	32
Students	5	9	19	7	63	2	35
Difficulties paying bills							
Most of the time	3	5	12	4	78	2	20
From time to time	4	6	14	3	73	2	24
Almost never/ Never	4	6	28	8	60	2	38
<b>Help developing countries</b>							
Total 'Important'	4	6	25	7	62	2	36
Total 'Not important'	1	3	6	3	86	2	12
<b>2015 European Year for Development</b>							
Knew it	6	10	24	9	57	2	41
Didn't know it	3	5	22	6	66	2	31
<b>Pay products from develop. countries</b>							
Total 'Yes'	5	8	37	11	47	2	51
No	2	4	9	3	83	2	15
<b>You can play a role in tackling poverty</b>							
Total 'Agree'	5	9	32	9	52	2	46
Total 'Disagree'	2	2	13	4	79	2	19

## V. EFFECTIVENESS OF ACTIONS FOR REDUCING POVERTY IN DEVELOPING COUNTRIES

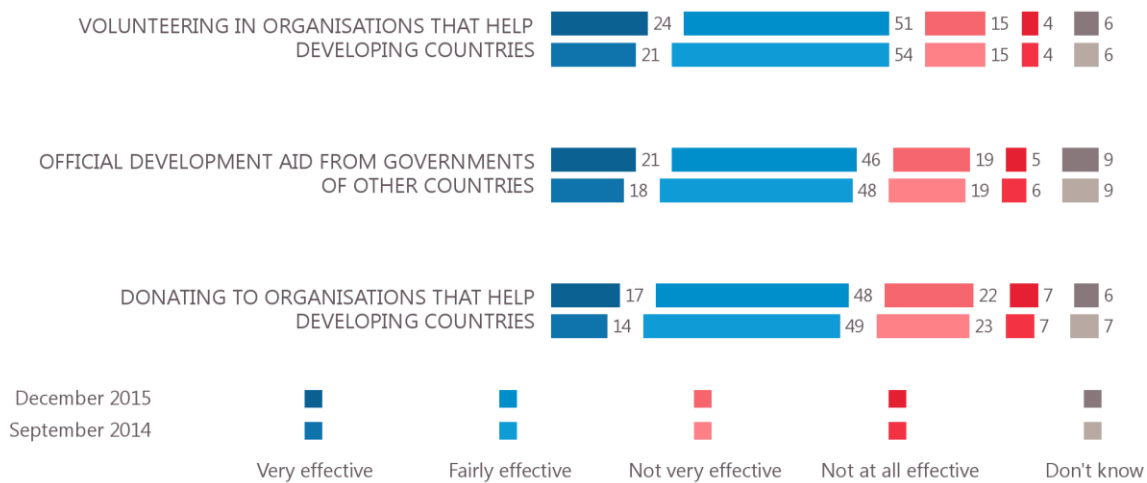
Volunteering is considered the most effective action in helping to reduce poverty in developing countries, followed by official development aid from other countries, and donating to organisations that help developing countries<sup>25</sup>.

Three quarters of respondents across the EU think volunteering in organisations that help developing countries is effective in reducing poverty in those countries (75%), although most think this is fairly effective (51%) rather than very effective (24%). Overall, there has been no change since 2014, although respondents are now slightly less likely to say volunteering is very effective (-3 percentage points), and slightly more likely to say it is fairly effective (+3 pp).

Just over two thirds of respondents (67%) say official development aid from governments of other countries is effective in reducing poverty: 21% say this aid is very effective, while 46% say it is fairly effective. There has been little change overall since 2014, although respondents are slightly more likely to say official aid is very effective (21% vs 18%).

Almost two thirds of respondents across the EU think donating to organisations that help developing countries is effective in reducing poverty (65%), although once again most think this is fairly effective (48%) rather than very effective (17%). There has been a slight (2 percentage point) increase since 2014 in the proportion that say donating to organisations is effective to some degree, and a three point increase in the proportion who say it is very effective.

**QA9** For each of the following, please tell me how effective or not you think they are in helping to reduce poverty in developing countries?  
(% - EU)



<sup>25</sup> QA9. For each of the following, please tell me how effective or not you think they are in helping to reduce poverty in developing countries? QA9.2. Volunteering in organisations that help developing countries; QA9.3 Official development aid from governments of other countries; QA9.1 Donating to organisations that help developing countries: Very effective; Fairly effective; Not very effective; Not at all effective; Don't Know.

## 1 Volunteering in organisations

### **A majority in each Member State think volunteering is effective**

The majority of respondents in every Member State think volunteering in organisations that help developing countries is effective in reducing poverty in those countries. Those in Malta (89%), Luxembourg (86%), Ireland (85%), Denmark (84%) and Cyprus (83%) are the most likely to say volunteering is effective, while respondents in Hungary (54%) and Latvia (58%) are least likely to do so.






























Notably, at least one in ten respondents in each country says volunteering is very effective: from 39% of those in Cyprus to 12% of those in Hungary.

In most Member States there have only been relatively small changes in opinion since 2014, although there are some exceptions. Respondents in Malta, Romania (both +8 pp), Luxembourg (+7pp) and Finland (+6 pp) are now more likely to say volunteering is effective. On the other hand, respondents in Slovakia (-7 pp) and Latvia (-5 pp) are now less likely to do so.



**QA9.2** For each of the following, please tell me how effective or not you think they are in helping to reduce poverty in developing countries?

**Volunteering in organisations that help developing countries (%)**

		Very effective	Dec. 2015 - Sept. 2014	Fairly effective	Dec. 2015 - Sept. 2014	Not very effective	Dec. 2015 - Sept. 2014	Not at all effective	Dec. 2015 - Sept. 2014	Don't know	Total 'Effective'	Dec. 2015 - Sept. 2014
EU28		24	▲ 3	51	▼ 3	15	=	4	=	6	75	=
MT		38	▲ 8	51	=	7	▼ 5	2	▼ 1	2	89	▲ 8
RO		29	▲ 6	47	▲ 2	9	▼ 6	4	▼ 2	11	76	▲ 8
LU		33	▲ 11	53	▼ 4	10	▼ 2	1	▼ 2	3	86	▲ 7
FI		22	▲ 6	55	=	17	▼ 4	2	=	4	77	▲ 6
IT		21	▲ 4	56	=	14	▼ 1	3	▼ 4	6	77	▲ 4
ES		36	▲ 7	44	▼ 4	12	▼ 2	4	▼ 1	4	80	▲ 3
IE		37	▲ 4	48	▼ 2	7	▼ 3	3	▲ 1	5	85	▲ 2
PT		21	▲ 3	57	▼ 1	17	▲ 2	2	=	3	78	▲ 2
SI		21	▼ 3	47	▲ 5	23	=	6	▲ 1	3	68	▲ 2
DK		32	=	52	▲ 1	9	▼ 2	3	▲ 1	4	84	▲ 1
FR		17	▲ 3	57	▼ 2	13	▲ 1	6	=	7	74	▲ 1
SE		20	▼ 6	54	▲ 6	16	=	3	=	7	74	=
LT		13	▼ 4	57	▲ 4	18	▲ 2	5	▲ 1	7	70	=
PL		20	▲ 5	49	▼ 5	18	▲ 3	4	▼ 1	9	69	=
NL		26	▼ 1	54	=	13	=	4	▲ 1	3	80	▼ 1
UK		28	▲ 8	50	▼ 9	13	=	4	▲ 1	5	78	▼ 1
HR		24	=	54	▼ 2	13	▼ 1	4	▲ 1	5	78	▼ 2
EL		29	▼ 5	47	▲ 3	20	▲ 5	4	▼ 2	0	76	▼ 2
DE		25	▲ 2	50	▼ 4	17	▲ 1	4	▲ 1	4	75	▼ 2
BE		20	▲ 1	49	▼ 3	21	▲ 1	7	▲ 1	3	69	▼ 2
CY		39	▼ 1	44	▼ 2	12	▲ 1	4	▲ 2	1	83	▼ 3
CZ		20	▼ 5	53	▲ 2	17	▲ 3	5	▲ 2	5	73	▼ 3
AT		25	▼ 4	46	▲ 1	20	▲ 3	4	=	5	71	▼ 3
EE		14	▲ 1	50	▼ 4	14	=	5	▲ 1	17	64	▼ 3
BG		19	▼ 6	42	▲ 3	16	▲ 2	7	=	16	61	▼ 3
HU		12	▼ 3	42	▼ 1	28	▲ 4	10	▲ 2	8	54	▼ 4
LV		13	▲ 1	45	▼ 6	26	▲ 3	5	=	11	58	▼ 5
SK		16	▼ 2	48	▼ 5	24	▲ 5	6	▲ 1	6	64	▼ 7

## 2 Official development aid from governments of other countries

### **More than two thirds say official development aid is effective in reducing poverty in developing countries**

In all but one country at least half of all respondents think official development aid from other countries is effective in reducing poverty, with those in Cyprus (88%), Greece and Malta (both 87%) the most likely to say so. In fact, 52% in Malta say official aid is very effective.

Hungary is the exception. Here 47% of respondents saying official development aid is effective in helping to reduce poverty in developing countries.

Compared to 2014, respondents in Romania, Spain (both +8 percentage points) and Italy (+7 pp) are all more likely to say official development aid is effective, while those in Estonia (-8 pp) and Latvia (-6 pp) are less likely to do so.

**QA9.3** For each of the following, please tell me how effective or not you think they are in helping to reduce poverty in developing countries?

**Official development aid from governments of other countries (%)**

		Very effective	Dec. 2015 - Sept. 2014	Fairly effective	Dec. 2015 - Sept. 2014	Not very effective	Dec. 2015 - Sept. 2014	Not at all effective	Dec. 2015 - Sept. 2014	Don't know	Total 'Effective'	Dec. 2015 - Sept. 2014
EU28		21	▲ 3	46	▼ 2	19	=	5	▼ 1	9	67	▲ 1
RO		36	▲ 9	43	▼ 1	7	▼ 6	4	=	10	79	▲ 8
ES		33	▲ 8	41	=	16	▼ 3	4	▼ 5	6	74	▲ 8
IT		28	▲ 10	52	▼ 3	10	▼ 4	3	▼ 3	7	80	▲ 7
FI		16	▲ 1	53	▲ 4	19	▼ 4	3	=	9	69	▲ 5
AT		26	▲ 2	48	▲ 2	15	▼ 3	6	▲ 1	5	74	▲ 4
LT		14	▼ 1	56	▲ 5	17	▼ 2	5	▲ 1	8	70	▲ 4
SI		16	▲ 3	34	▲ 1	31	▼ 5	11	▲ 5	8	50	▲ 4
IE		32	▲ 8	46	▼ 5	11	▼ 3	4	▲ 1	7	78	▲ 3
DK		20	▲ 6	46	▼ 3	20	▼ 4	4	=	10	66	▲ 3
EL		46	▼ 3	41	▲ 5	9	▼ 1	3	▼ 1	1	87	▲ 2
LU		22	▲ 5	48	▼ 3	20	▲ 3	5	=	5	70	▲ 2
BE		15	▲ 2	49	=	23	▼ 2	8	▲ 1	5	64	▲ 2
FR		10	▲ 2	42	▼ 1	24	▼ 2	10	▲ 1	14	52	▲ 1
MT		52	▲ 13	35	▼ 13	8	=	1	=	4	87	=
PL		18	▲ 1	47	▼ 1	19	▲ 1	5	▲ 1	11	65	=
CY		49	▼ 3	39	▲ 2	8	=	4	▲ 2	0	88	▼ 1
PT		19	▼ 1	48	=	22	▲ 5	5	▼ 1	6	67	▼ 1
DE		19	=	47	▼ 1	22	▲ 1	3	▼ 1	9	66	▼ 1
NL		19	=	47	▼ 1	21	▲ 1	7	=	6	66	▼ 1
SK		15	▼ 1	50	=	23	=	6	▲ 1	6	65	▼ 1
HR		26	▲ 6	49	▼ 8	14	=	4	=	7	75	▼ 2
UK		16	▲ 4	46	▼ 6	22	▼ 1	7	▲ 2	9	62	▼ 2
SE		27	=	46	▼ 3	17	▲ 5	3	▼ 1	7	73	▼ 3
HU		10	=	37	▼ 3	31	▲ 5	12	▲ 2	10	47	▼ 3
CZ		23	▲ 2	45	▼ 6	19	▲ 4	5	=	8	68	▼ 4
BG		24	▼ 6	41	▲ 2	13	▲ 1	7	▲ 1	15	65	▼ 4
LV		13	▼ 1	45	▼ 5	22	▼ 1	7	▲ 3	13	58	▼ 6
EE		10	▼ 2	43	▼ 6	20	▲ 3	6	▲ 2	21	53	▼ 8

### 3 Donating to organisations

#### **The majority of respondents in almost all Member States think donating to organisations that help developing countries is effective in reducing poverty**




















In all but two Member States at least half of all respondents think donating to organisations that help developing countries is effective in helping to reduce poverty. Those in Cyprus, Malta (both 82%) and Sweden (79%) are the most likely to say this.

At the other end of the scale, 47% of respondents in Hungary and 48% in Latvia think donating to organisations is effective to some degree. At least one in ten respondents in Slovenia (13%), Hungary (12%), France (11%) and Latvia (10%) say this is not effective at all.

In most countries, there have been relatively small changes since 2014 in the proportions who think donating to organisations is effective to some degree, although there are a few exceptions. Respondents in Romania, Finland (both +8 percentage points) and Luxembourg (+7 pp) are all more likely to say this kind of donating is effective than they were in 2014. On the other hand, respondents in Latvia (-6 pp) and the Czech Republic (-5 pp) are all less likely to do so.

**QA9.1** For each of the following, please tell me how effective or not you think they are in helping to reduce poverty in developing countries?

**Donating to organisations that help developing countries (%)**

		Very effective	Dec. 2015 - Sept. 2014	Fairly effective	Dec. 2015 - Sept. 2014	Not very effective	Dec. 2015 - Sept. 2014	Not at all effective	Dec. 2015 - Sept. 2014	Don't know	Total 'Effective'	Dec. 2015 - Sept. 2014
EU28		17	▲ 3	48	▼ 1	22	▼ 1	7	▬	6	65	▲ 2
RO		25	▲ 5	45	▲ 3	14	▼ 4	5	▼ 3	11	70	▲ 8
FI		13	▲ 3	54	▲ 5	23	▼ 8	5	▬	5	67	▲ 8
LU		21	▲ 9	53	▼ 2	22	▲ 2	2	▼ 4	2	74	▲ 7
MT		32	▲ 9	50	▼ 3	11	▼ 4	4	▼ 2	3	82	▲ 6
SE		22	▲ 4	57	▲ 2	16	▼ 2	2	▼ 2	3	79	▲ 6
DK		20	▲ 5	55	▲ 1	17	▼ 6	3	▬	5	75	▲ 6
IT		18	▲ 7	49	▼ 1	18	▼ 4	8	▼ 1	7	67	▲ 6
ES		18	▲ 4	44	▲ 2	24	▼ 4	9	▼ 2	5	62	▲ 6
BE		16	▲ 4	47	▬	26	▼ 3	8	▬	3	63	▲ 4
IE		27	▲ 6	47	▼ 3	15	▼ 3	6	▲ 2	5	74	▲ 3
NL		14	▲ 1	57	▲ 2	19	▼ 2	6	▼ 1	4	71	▲ 3
PT		17	▲ 2	52	▲ 1	24	▲ 2	2	▼ 2	5	69	▲ 3
DE		16	▲ 2	51	▲ 1	23	▼ 3	5	▬	5	67	▲ 3
PL		16	▲ 3	48	▬	22	▲ 1	5	▼ 1	9	64	▲ 3
LT		9	▼ 1	49	▲ 3	28	▬	8	▲ 2	6	58	▲ 2
CY		39	▬	43	▲ 1	12	▼ 3	5	▲ 2	1	82	▲ 1
HR		21	▲ 5	51	▼ 5	18	▬	6	▬	4	72	▬
AT		20	▲ 1	47	▼ 1	23	▬	7	▲ 2	3	67	▬
SI		12	▬	38	▬	33	▼ 1	13	▲ 3	4	50	▬
UK		18	▲ 4	49	▼ 5	22	▼ 1	7	▲ 3	4	67	▼ 1
FR		11	▲ 3	43	▼ 5	26	▲ 1	11	▬	9	54	▼ 2
BG		17	▼ 4	40	▲ 1	20	▲ 2	9	▬	14	57	▼ 3
EE		8	▼ 3	43	▬	24	▬	8	▲ 3	17	51	▼ 3
HU		10	▲ 1	37	▼ 4	31	▲ 2	12	▲ 3	10	47	▼ 3
EL		31	▼ 5	44	▲ 1	20	▲ 6	5	▼ 1	0	75	▼ 4
SK		13	▬	45	▼ 4	29	▲ 5	7	▬	6	58	▼ 4
CZ		17	▬	48	▼ 5	22	▲ 4	6	▲ 1	7	65	▼ 5
LV		9	▬	39	▼ 6	32	▲ 1	10	▲ 4	10	48	▼ 6

The socio-demographic analysis shows that women are more likely than men to say donating to organisations that help developing countries (67% vs. 62%) or volunteering in organisations that help developing countries (77% vs. 72%) are effective. Time spent in education is also indicative: the longer respondents remained in education, the more likely they are to agree that each of these three measures is effective. For instance, 57% of those with the lowest education levels agree donating to organisations is effective, compared to 69% of those with the highest levels.

Attitudes to development aid, as well as level of information about development aid are also related to opinions about the effectiveness of these measures. For example, respondents who think helping people in developing countries is important are more likely to say volunteering is effective, compared to those who think helping is not important (79% vs. 47%). The same pattern applies for official development aid, and donating to organisations that help developing countries. Respondents who feel better informed about development aid than they did in 2014 are also the most likely to say each of these measures are effective in helping to reduce poverty in developing countries, as are those who think aid should be increased to some degree.

Respondents who are willing to pay more for products from developing countries are more likely than those who are not to say donating to organisations is effective (75% vs. 55%), and the same pattern applies for official aid and volunteering. This pattern also applies comparing those who agree individuals can play a role in tackling poverty in developing countries with those who disagree.

**QA9.1/2/3** For each of the following, please tell me how effective or not you think they are in helping to reduce poverty in developing countries?

	Donating to organisations that help developing countries (% - EU)		Volunteering in organisations that help developing countries (% - EU)		Official development aid from governments of other countries (% - EU)	
	Total 'Effective'	Total 'Not effective'	Total 'Effective'	Total 'Not effective'	Total 'Effective'	Total 'Not effective'
EU28	65	29	75	19	67	24
<b>Gender</b>						
Man	62	32	72	23	66	26
Woman	67	26	77	17	68	22
<b>Education (End of)</b>						
15-	57	34	69	22	64	26
16-19	63	31	73	21	66	25
20+	69	27	78	18	69	24
Still studying	76	19	83	13	75	18
<b>Help developing countries</b>						
Total 'Important'	68	26	79	16	71	21
Total 'Not important'	33	60	47	46	37	52
<b>Level of info about development aid</b>						
Better than in 2014	74	22	83	14	75	19
Less than in 2014	62	32	70	25	65	27
Same as in 2014	66	29	77	18	69	23
Not interested	42	40	49	35	48	34
<b>Pay products from develop. countries</b>						
Total 'Yes'	75	21	83	13	74	19
No	55	37	66	26	61	29
<b>You can play a role in tackling poverty</b>						
Total 'Agree'	77	19	86	11	76	18
Total 'Disagree'	51	42	63	30	58	32

## VI. AWARENESS OF UNITED NATIONS’ SUSTAINABLE DEVELOPMENT GOALS

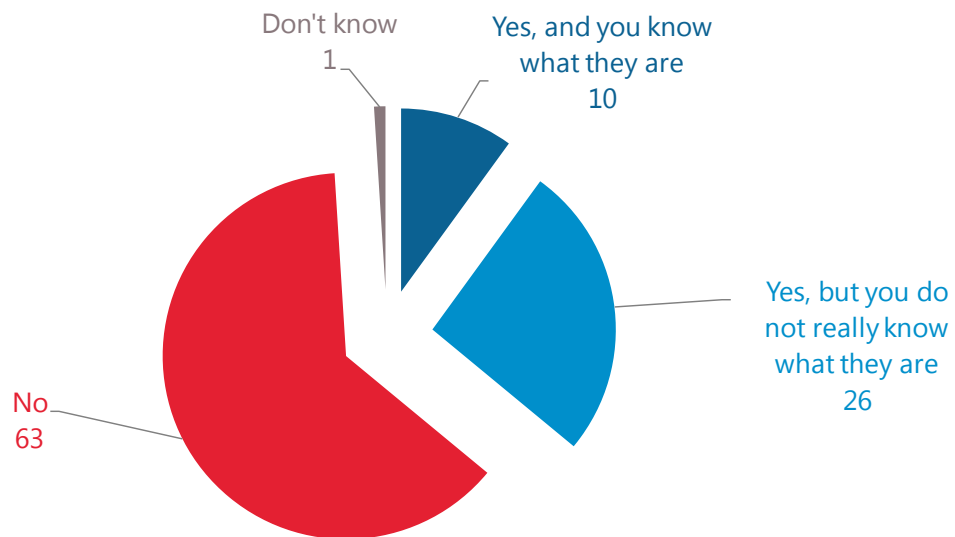
In 2000, international leaders committed to achieve a set of Millennium Development Goals (MDGs) by 2015. These anti-poverty targets included eradication of extreme poverty and hunger, universal primary education and health improvements<sup>26,27</sup>. Building on the MDGs, as well as the Rio +20 Conference on sustainable development, the international community adopted the much broader 2030 Agenda for Sustainable Development at the UN Summit in New York in September 2015. The 2030 Agenda includes 17 Sustainable Development Goals and 169 associated targets that provide a framework to eliminate poverty and achieve sustainable development, and which is universal – an agenda for everyone<sup>28</sup>.

### More than one third of Europeans have heard of the Sustainable Development Goals, although awareness varies widely across Member States

Overall, more than one third (36%) have heard of the Sustainable Development Goals (SDGs), although only one in ten know what they are, while 26% have heard of them but don’t really know what they are<sup>29</sup>. The majority – 63% – have never heard or read about the SDGs.

Awareness of the SDGs is already much higher than that achieved by the MDGs. For example, when respondents in 2013 were asked if they had heard or read about the MDGs 22% said they had, with just 6% saying they knew what they were<sup>30</sup>.

**QA10** Have you ever heard or read about the Sustainable Development Goals agreed by the international community?  
(% - EU)



Respondents in northern and central areas of Europe are the most likely to have heard or read about the Sustainable Development Goals.

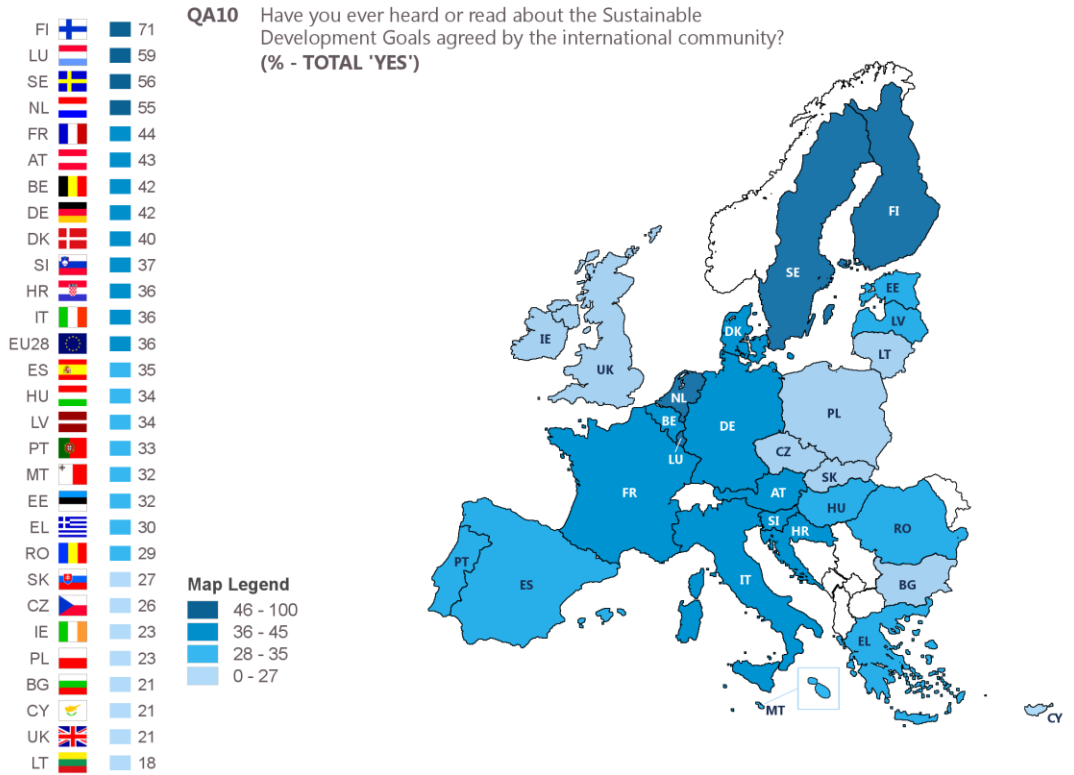
<sup>26</sup> <http://www.un.org/millenniumgoals/>

<sup>27</sup> <http://www.undp.org/content/undp/en/home/mdgoverview/post-2015-development-agenda.html>

<sup>28</sup> [http://europa.eu/rapid/press-release\\_IP-15-5708\\_en.htm](http://europa.eu/rapid/press-release_IP-15-5708_en.htm)

<sup>29</sup> QA10 Have you ever heard or read about the Sustainable Development Goals agreed by the international community? Yes, and you know what they are; Yes, but you do not really know what they are; No; Don't Know

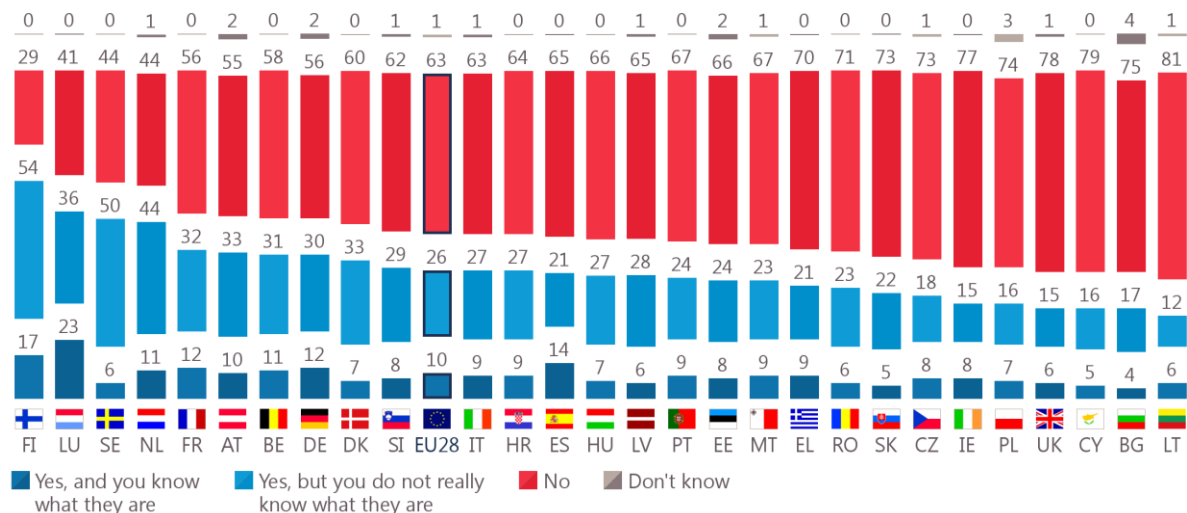
<sup>30</sup> [http://ec.europa.eu/public\\_opinion/archives/ebs/ebs\\_405\\_en.pdf](http://ec.europa.eu/public_opinion/archives/ebs/ebs_405_en.pdf)



Awareness of the SDGs varies widely across the EU, but there are only four Member States in which at least half of all respondents have heard of them: Finland (71%), Luxembourg (59%), Sweden (56%) and the Netherlands (55%). At the other end of the scale, 18% of those in Lithuania and 21% in the UK, Cyprus and Bulgaria have heard of the SDGs.

Luxembourg is the only Member State where at least one in five have both heard of the SDGs and know what they are (23%), followed by Finland (17%) and Spain (14%). This compares to 4% of respondents in Bulgaria.

**QA10** Have you ever heard or read about the Sustainable Development Goals agreed by the international community? (%)









The socio-demographic analysis shows many of the same variables as indicators of awareness: education, occupation, financial situation, awareness of, and involvement in supporting developing countries, as well as attitudes to development aid:

- The higher the education level, the more likely a respondent has heard of the SDGs: 22% with the lowest education levels has done so, compared to 48% of those with the highest.
- Managers (49%) and the self-employed (45%) are the most likely to have heard or read about the SDGs.
- 25% of those who report the highest difficulties to pay bills at the end of the month have heard of the Sustainable Development Goals, compared to 33% of those with occasional difficulties and 38% of those with the least difficulties.
- Respondents who think it is important to help developing countries are more likely to have heard of the SDGs (37% vs. 24%), as are those who feel better informed about development aid than they did in 2014 (53% vs. 32%-36%).
- Respondents who think EU aid should be increased (39%-45%) are more likely than those who do not (22%-29%) to have heard of the SDGs.

In addition, men are more likely than women to be aware of the SDGs (39% vs. 32%).

**QA10** Have you ever heard or read about the Sustainable Development Goals agreed by the international community?

	Yes, and you know what they are	Yes, but you do not really know what they are	No	Don't know	Total 'Yes'
EU28	10	26	63	1	36
 <b>Gender</b>					
Man	11	28	60	1	39
Woman	8	24	67	1	32
 <b>Education (End of)</b>					
15-	6	16	76	2	22
16-19	8	23	68	1	31
20+	15	33	51	1	48
Still studying	13	33	53	1	46
 <b>Socio-professional category</b>					
Self-employed	13	32	54	1	45
Managers	17	32	50	1	49
Other white collars	9	30	60	1	39
Manual workers	6	21	71	2	27
House persons	6	16	76	2	22
Unemployed	9	21	70	0	30
Retired	9	24	66	1	33
Students	13	33	53	1	46
 <b>Difficulties paying bills</b>					
Most of the time	7	18	74	1	25
From time to time	8	25	66	1	33
Almost never/ Never	11	27	61	1	38
<b>Help developing countries</b>					
Total 'Important'	10	27	62	1	37
Total 'Not important'	5	19	75	1	24
<b>Level of info about development aid</b>					
Better than in 2014	21	32	46	1	53
Less than in 2014	8	24	67	1	32
Same as in 2014	9	27	63	1	36
Not interested	2	10	86	2	12
<b>EU Aid promised to developing countries</b>					
Increase beyond	17	28	54	1	45
Increase	10	29	60	1	39
Not increase	7	22	70	1	29
Reduce	5	17	77	1	22

## VII. AWARENESS OF “2015 – THE EUROPEAN YEAR FOR DEVELOPMENT” AND DEVELOPMENT AID IN GENERAL

This section of the report explores Europeans’ awareness of the European Year for Development, as well as how informed they feel about development aid.

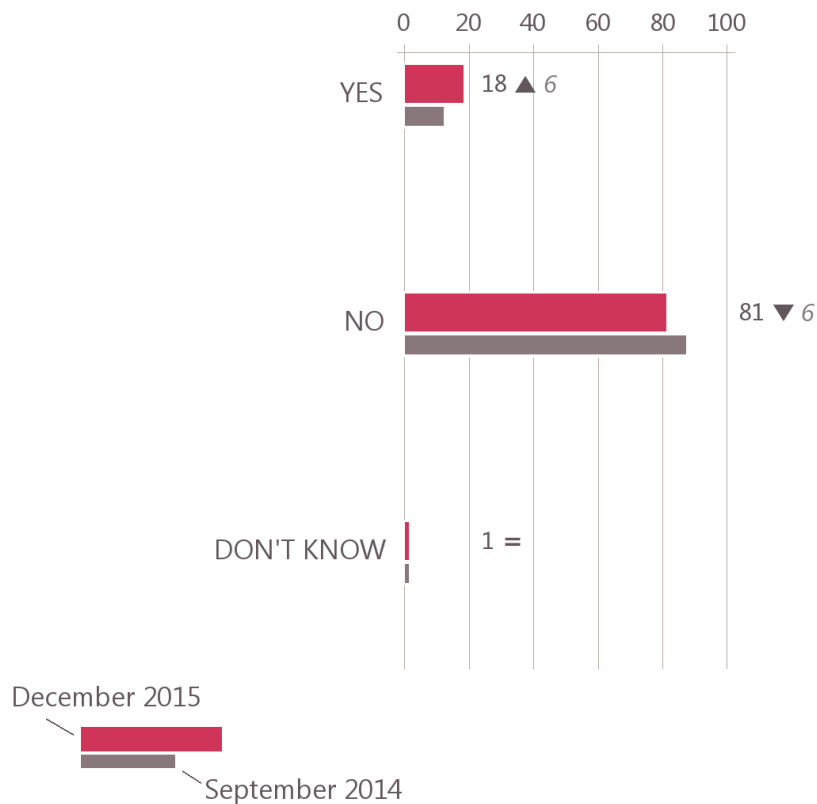
### 1 Awareness of “2015 – The European Year for Development”

#### Almost one in five are aware that 2015 was the European Year for Development

Almost one in five respondents are aware that 2015 was the European Year for Development. This is a significant increase since 2014 (+6 percentage points)<sup>31</sup>.

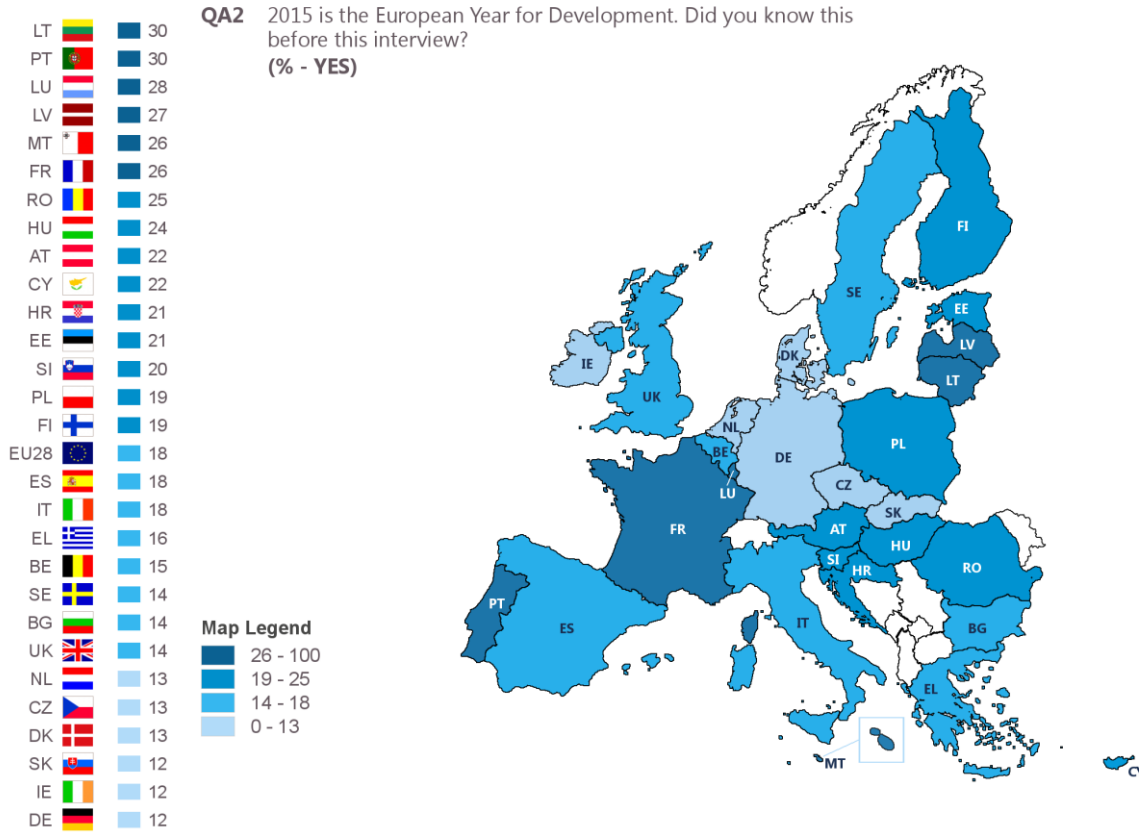
The majority, however, are not aware 2015 was the European Year for Development.

**QA2** 2015 is the European Year for Development. Did you know this before this interview?  
(% - EU)



<sup>31</sup> QA2 2015 is the European Year for Development. Did you know this before this interview? Yes; No; Don't Know

In the EU, almost two in ten respondents are aware that 2015 was the European Year for Development. Awareness is highest amongst those in Lithuania, Portugal (both 30%), Luxembourg (28%) and Latvia (27%), and lowest amongst respondents in Slovakia, Ireland and Germany (all 12%).



Compared to 2014, respondents in Luxembourg (+17 percentage points), France (+15 pp), Portugal and Austria (both +11 pp) are now much more likely to be aware that 2015 was the European Year for Development. In fact, there are only two countries where awareness has declined: Greece and Italy (both -3 pp).



**QA2** 2015 is the European Year for Development. Did you know this before this interview? (%)

		Yes	Dec. 2015 - Sept. 2014	No	Dec. 2015 - Sept. 2014	Don't know
EU28		18	▲ 6	81	▼ 6	1
LU		28	▲ 17	72	▼ 17	0
FR		26	▲ 15	74	▼ 15	0
PT		30	▲ 11	70	▼ 11	0
AT		22	▲ 11	77	▼ 11	1
LT		30	▲ 8	69	▼ 8	1
CY		22	▲ 8	78	▼ 8	0
PL		19	▲ 8	79	▼ 9	2
FI		19	▲ 8	81	▼ 8	0
ES		18	▲ 7	82	▼ 7	0
BE		15	▲ 7	85	▼ 7	0
SE		14	▲ 7	86	▼ 7	0
LV		27	▲ 6	73	▼ 6	0
UK		14	▲ 6	85	▼ 7	1
CZ		13	▲ 6	86	▼ 6	1
MT		26	▲ 5	74	▼ 5	0
RO		25	▲ 5	73	▼ 6	2
EE		21	▲ 4	78	▼ 3	1
BG		14	▲ 4	82	▼ 7	4
SI		20	▲ 3	80	▼ 3	0
DK		13	▲ 2	87	▼ 2	0
DE		12	▲ 2	87	▼ 2	1
SK		12	▲ 2	88	▼ 1	0
HR		21	▲ 1	78	▼ 2	1
NL		13	▲ 1	87	▼ 1	0
IE		12	▲ 1	87	▼ 2	1
HU		24	=	75	▼ 1	1
IT		18	▼ 3	81	▲ 3	1
EL		16	▼ 3	84	▲ 3	0

The socio-demographic analysis reveals only a few differences:

- The oldest respondents are the most likely to be aware that 2015 was the European Year for Development. One in five (20%) of those aged 55+ are aware of this, compared to 15% of those aged 15-39.
- Managers (20%), the self-employed (19%) and retired persons (20%) are the most likely to be aware 2015 was the European Year for Development, particularly compared to the unemployed (14%).

**QA2** 2015 is the European Year for Development. Did you know this before this interview?  
(% - EU)

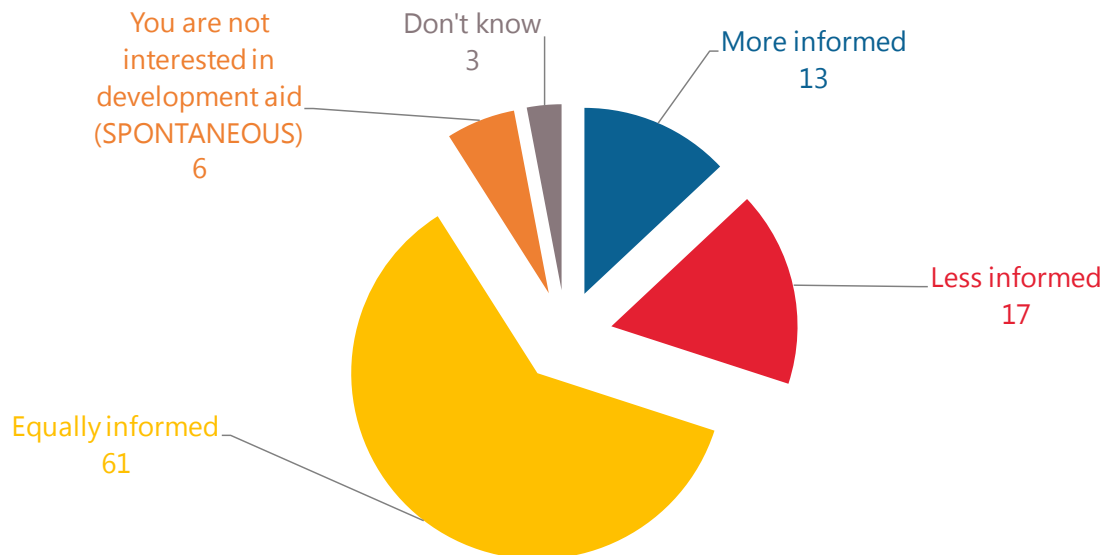
	Yes	No	Don't know
EU28	18	81	1
 <b>Age</b>			
15-24	15	84	1
25-39	15	84	1
40-54	18	81	1
55 +	20	79	1
 <b>Socio-professional category</b>			
Self-employed	19	80	1
Managers	20	80	0
Other white collars	16	83	1
Manual workers	16	83	1
House persons	16	83	1
Unemployed	14	85	1
Retired	20	79	1
Students	17	82	1

## 2 Level of information about development aid

### For most Europeans, there has been little change in how informed they feel about development aid

Most respondents say they feel equally informed about development aid as they did in 2014 (61%)<sup>32</sup>. Just over one in ten (13%) say they feel more informed, while 17% feel less informed than they did in 2014. A smaller proportion (6%) say that are not interested in development aid.

**QA3** Would you say that you feel more informed, less informed or equally informed about development aid in 2015 than you were in 2014?  
(% - EU)



The majority of respondents in all but four countries say they feel equally informed about development aid as they did in 2014, with those in Denmark (76%), Sweden (74%), Luxembourg (72%) and Spain (70%) the most likely to feel this way. The exceptions are respondents in Bulgaria (39%), Hungary (40%), Austria (42%) and Romania (45%). However, Hungary is the only country in this group of four where this is not the most common answer. In Hungary, 40% feel equally informed, while 41% say they feel less informed. Furthermore respondents in Hungary, Austria (30%), Ireland (29%) and Croatia (26%) are the most likely to say they feel less informed about development aid than they did in 2014.

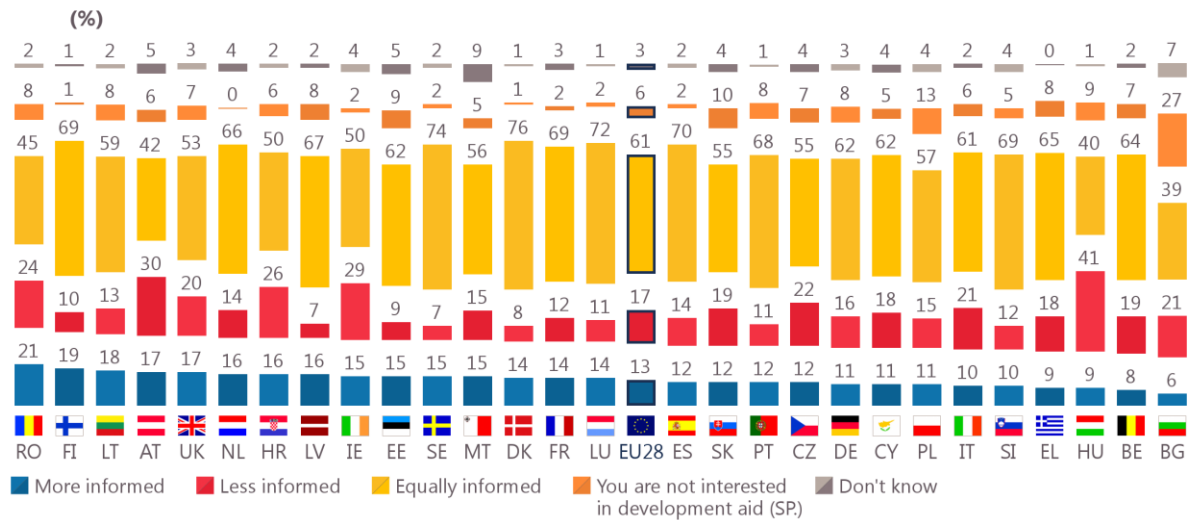
Respondents in Romania (21%), Finland (19%) and Lithuania (18%) are the most likely to say they feel more informed than they did in 2014.

Bulgaria (27%), Poland (13%) and Slovakia (10%) are the only Member States where at least one in ten say they are not interested in development aid.

<sup>32</sup> QA3. Would you say that you feel more informed, less informed or equally informed about development aid in 2015 than you were in 2014? More informed; Less informed; Equally informed; You are not interested in development aid (SPONTANEOUS); Don't Know.

A broader look at these results shows 17 Member States where respondents are more likely to say they feel less informed than they are to say they feel more informed than 2014. In some cases the gap is quite large. For example, in Hungary 41% say they feel less informed, while just 9% say they feel more informed – a gap of 32 percentage points. Other countries where respondents are more likely to say they feel less informed than more informed include Bulgaria, Ireland, Austria, Belgium and Italy. The opposite is true in 10 other countries, where respondents are more likely to say they feel more informed than less informed. The largest gaps are observed in Finland, Latvia (both 9 percentage points) and Sweden (8 pp).

**QA3** Would you say that you feel more informed, less informed or equally informed about development aid in 2015 than you were in 2014?



The socio-demographic analysis does not show any notable differences in terms of gender, education or occupation. Awareness that 2015 is the European Year for Development is, however, linked to increased information levels about development aid: 31% of respondents that already knew 2015 is the Year for Development feel more informed than they did in 2014, compared to 9% of those who were not aware.

**QA3** Would you say that you feel more informed, less informed or equally informed about development aid in 2015 than you were in 2014?

(% - EU)

	More informed	Less informed	Equally informed	You are not interested in development aid (SPONTANEOUS)	Don't know
EU28	13	17	61	6	3
<b>2015 European Year for Development</b>					
Knew it	31	16	50	2	1
Didn't know it	9	18	63	7	3



## CONCLUSION

The results of this survey highlight that attitudes towards development aid have generally become increasingly positive over the past year. There is growing awareness about development and development aid across Europe. Almost one out of five respondents were aware that 2015 was the European Year for Development, while 36% have heard of the Sustainable Development Goals from the 2030 Agenda for Development.

Continuing the trend first observed in 2014, respondents are increasingly of the opinion that it is important to help people in developing countries. In fact, in 12 Member States at least nine out of ten agree tackling poverty in developing countries should be one of the main priorities of the EU, and almost all respondents agree in Sweden (98%) and Luxembourg (96%). Respondents are also more likely to agree this should be one of the main priorities of the EU and of national governments than they were in 2014. Most also agree helping developing countries would benefit Europeans and that providing aid is in the EU's own interest.

Despite, or perhaps because of the current refugee and migration crisis, the very high support for continuous and even growing engagement in and assistance to developing countries is increasing, with almost three quarters of respondents agreeing that development aid is an effective way to tackle irregular migration. In a related issue, the continuing and escalating unrest in the Middle East may well have influenced views on the priority areas for development: peace and security is now more likely to be considered as a pressing challenge for developing countries than health.

Just over half of all respondents agree that individuals can play a role in tackling poverty, and one third of respondents are personally involved in helping developing countries, usually by donating to organisations that help these countries (although young people are less likely to be engaged in this way than older age groups). Respondents are also positive about the efficacy of official development aid as an effective means to tackle poverty, as well as about the impact of volunteering or donating to organisations. Half are willing to pay more for products from developing countries to support people there.

In general, opinions about development aid do not vary by clear geographic clusters, with the most positive respondents about development issues scattered across the EU in countries including Sweden, Cyprus, Malta, Portugal and Spain. In addition, those in Italy and France have become more positive about many aspects of development aid since the last survey in 2014.

There are, however, clear patterns in socio-demographics terms. Younger respondents, those with higher education levels and those with the least financial difficulties are the most positive about the importance of supporting developing countries, and they are also more likely to be optimistic about the effect individual and official aid can have. In addition to these socio-demographic variations, opinions also tend to be linked. Respondents who believe it is important to help those in developing countries, and believe aid should be increased are also more likely to be personally involved in helping developing countries, more optimistic about an individual's ability to make a difference, and more positive about the effects development aid can have on Europe, as well as for developing countries. This highlights the fact that actions to overcome poverty can be taken not just in the political sphere, but in the personal one as well.

## TECHNICAL SPECIFICATIONS

Between the 28<sup>th</sup> November and the 7<sup>th</sup> December 2015, TNS opinion & social, a consortium created between TNS political & social, TNS UK and TNS opinion, carried out the wave 84.4 of the EUROBAROMETER survey, on request of the EUROPEAN COMMISSION, Directorate-General for Communication, “Strategy, Corporate Communication Actions and Eurobarometer” Unit.

The wave 84.4 covers the population of the respective nationalities of the European Union Member States, resident in each of the 28 Member States and aged 15 years and over.

	COUNTRIES	INSTITUTES	N° INTERVIEWS	DATES FIELDWORK		POPULATION 15+	PROPORTION EU28
BE	Belgium	TNS Dimarso	1.016	28/11/15	07/12/15	9.263.570	2,18%
BG	Bulgaria	TNS BBSS	1.025	28/11/15	07/12/15	6.294.563	1,48%
CZ	Czech Rep.	TNS Aisa	1.045	28/11/15	07/12/15	8.955.829	2,11%
DK	Denmark	TNS Gallup DK	1.012	28/11/15	07/12/15	4.625.032	1,09%
DE	Germany	TNS Infratest	1.527	28/11/15	07/12/15	71.283.580	16,79%
EE	Estonia	TNS Emor	1.023	28/11/15	07/12/15	1.113.355	0,26%
IE	Ireland	Behaviour & Attitudes	1.000	28/11/15	07/12/15	3.586.829	0,84%
EL	Greece	TNS ICAP	1.005	28/11/15	07/12/15	8.791.499	2,07%
ES	Spain	TNS Spain	1.006	28/11/15	07/12/15	39.506.853	9,31%
FR	France	TNS Sofres	1.038	28/11/15	07/12/15	51.668.700	12,17%
HR	Croatia	HENDAL	1.008	28/11/15	07/12/15	3.625.601	0,85%
IT	Italy	TNS Italia	967	28/11/15	07/12/15	51.336.889	12,09%
CY	Rep. Of Cyprus	CYMAR	501	28/11/15	07/12/15	724.084	0,17%
LV	Latvia	TNS Latvia	1.008	28/11/15	07/12/15	1.731.509	0,41%
LT	Lithuania	TNS LT	1.001	28/11/15	07/12/15	2.535.329	0,60%
LU	Luxembourg	TNS ILReS	502	28/11/15	07/12/15	445.806	0,11%
HU	Hungary	TNS Hoffmann	1.028	28/11/15	07/12/15	8.477.933	2,00%
MT	Malta	MISCO	500	28/11/15	07/12/15	360.045	0,08%
NL	Netherlands	TNS NIPO	1.042	28/11/15	07/12/15	13.901.653	3,27%
AT	Austria	ipr Umfrageforschung	1.001	28/11/15	07/12/15	7.232.497	1,70%
PL	Poland	TNS Polska	1.006	28/11/15	07/12/15	32.736.685	7,71%
PT	Portugal	TNS Portugal	1.022	28/11/15	07/12/15	8.512.269	2,01%
RO	Romania	TNS CSOP	1.002	28/11/15	07/12/15	16.880.465	3,98%
SI	Slovenia	RM PLUS	1.003	28/11/15	07/12/15	1.760.726	0,41%
SK	Slovakia	TNS Slovakia	1.036	28/11/15	07/12/15	4.580.260	1,08%
FI	Finland	TNS Gallup Oy	999	28/11/15	07/12/15	4.511.446	1,06%
SE	Sweden	TNS Sifo	1.028	28/11/15	07/12/15	7.944.034	1,87%
UK	United Kingdom	TNS UK	1.321	28/11/15	07/12/15	52.104.731	12,27%
	TOTAL EU28		27.672	28/11/15	07/12/15	424.491.772	100%*

\* It should be noted that the total percentage shown in this table may exceed 100% due to rounding

The basic sample design applied in all states is a multi-stage, random (probability) one. In each country, a number of sampling points was drawn with probability proportional to population size (for a total coverage of the country) and to population density.

In order to do so, the sampling points were drawn systematically from each of the "administrative regional units", after stratification by individual unit and type of area. They thus represent the whole territory of the countries surveyed according to the EUROSTAT NUTS II<sup>1</sup> (or equivalent) and according to the distribution of the resident population of the respective nationalities in terms of metropolitan, urban and rural areas.

In each of the selected sampling points, a starting address was drawn, at random. Further addresses (every Nth address) were selected by standard "random route" procedures, from the initial address. In each household, the respondent was drawn, at random (following the "closest birthday rule"). All interviews were conducted face-to-face in people's homes and in the appropriate national language. As far as the data capture is concerned, CAPI (*Computer Assisted Personal Interview*) was used in those countries where this technique was available.

For each country a comparison between the sample and the universe was carried out. The Universe description was derived from Eurostat population data or from national statistics offices. For all countries surveyed, a national weighting procedure, using marginal and intercellular weighting, was carried out based on this Universe description. In all countries, gender, age, region and size of locality were introduced in the iteration procedure. For international weighting (i.e. EU averages), TNS opinion & social applies the official population figures as provided by EUROSTAT or national statistic offices. The total population figures for input in this post-weighting procedure are listed here.

Readers are reminded that survey results are estimations, the accuracy of which, everything being equal, rests upon the sample size and upon the observed percentage. With samples of about 1,000 interviews, the real percentages vary within the following confidence limits:

Statistical Margins due to the sampling process  
(at the 95% level of confidence)

various sample sizes are in rows various observed results are in columns

	5%	10%	15%	20%	25%	30%	35%	40%	45%	50%	
	95%	90%	85%	80%	75%	70%	65%	60%	55%	50%	
N=50	6,0	8,3	9,9	11,1	12,0	12,7	13,2	13,6	13,8	13,9	N=50
N=500	1,9	2,6	3,1	3,5	3,8	4,0	4,2	4,3	4,4	4,4	N=500
<b>N=1000</b>	<b>1,4</b>	<b>1,9</b>	<b>2,2</b>	<b>2,5</b>	<b>2,7</b>	<b>2,8</b>	<b>3,0</b>	<b>3,0</b>	<b>3,1</b>	<b>3,1</b>	<b>N=1000</b>
N=1500	1,1	1,5	1,8	2,0	2,2	2,3	2,4	2,5	2,5	2,5	N=1500
N=2000	1,0	1,3	1,6	1,8	1,9	2,0	2,1	2,1	2,2	2,2	N=2000
N=3000	0,8	1,1	1,3	1,4	1,5	1,6	1,7	1,8	1,8	1,8	N=3000
N=4000	0,7	0,9	1,1	1,2	1,3	1,4	1,5	1,5	1,5	1,5	N=4000
N=5000	0,6	0,8	1,0	1,1	1,2	1,3	1,3	1,4	1,4	1,4	N=5000
N=6000	0,6	0,8	0,9	1,0	1,1	1,2	1,2	1,2	1,3	1,3	N=6000
N=7000	0,5	0,7	0,8	0,9	1,0	1,1	1,1	1,1	1,2	1,2	N=7000
N=7500	0,5	0,7	0,8	0,9	1,0	1,0	1,1	1,1	1,1	1,1	N=7500
N=8000	0,5	0,7	0,8	0,9	0,9	1,0	1,0	1,1	1,1	1,1	N=8000
N=9000	0,5	0,6	0,7	0,8	0,9	0,9	1,0	1,0	1,0	1,0	N=9000
N=10000	0,4	0,6	0,7	0,8	0,8	0,9	0,9	1,0	1,0	1,0	N=10000
N=11000	0,4	0,6	0,7	0,7	0,8	0,9	0,9	0,9	0,9	0,9	N=11000
N=12000	0,4	0,5	0,6	0,7	0,8	0,8	0,9	0,9	0,9	0,9	N=12000
N=13000	0,4	0,5	0,6	0,7	0,7	0,8	0,8	0,8	0,9	0,9	N=13000
N=14000	0,4	0,5	0,6	0,7	0,7	0,8	0,8	0,8	0,8	0,8	N=14000
N=15000	0,3	0,5	0,6	0,6	0,7	0,7	0,8	0,8	0,8	0,8	N=15000
	5%	10%	15%	20%	25%	30%	35%	40%	45%	50%	
	95%	90%	85%	80%	75%	70%	65%	60%	55%	50%	

<sup>1</sup> Figures updated in August 2015

## QUESTIONNAIRE

**The EU provides development aid to assist certain countries outside the EU in their fight against poverty and in their development. EU development aid consists of the aid provided by both the European Commission and the Governments of the EU Member States.**

- QA1 In your opinion, is it very important, fairly important, not very important or not at all important to help people in developing countries?**  
(ONE ANSWER ONLY)
- |                      |   |
|----------------------|---|
| Very important       | 1 |
| Fairly important     | 2 |
| Not very important   | 3 |
| Not at all important | 4 |
| DK                   | 5 |
- EB82.1 QB1
- QA2 2015 is the European Year for Development. Did you know this before this interview? (M)**  
(ONE ANSWER ONLY)
- |     |   |
|-----|---|
| Yes | 1 |
| No  | 2 |
| DK  | 3 |
- EB82.1 QB2
- QA3 Would you say that you feel more informed, less informed or equally informed about development aid in 2015 than you were in 2014?**  
(ONE ANSWER ONLY)
- |   |   |
|---|---|
| More informed                                   | 1 |
| Less informed                                   | 2 |
| Equally informed                                | 3 |
| You are not interested in development aid (SP.) | 4 |
| DK  | 5 |
- NEW
- QA4: ROTATE ANSWERS 1 TO 15  
QA4: MAX. 3 ANSWERS  
QA4: CODE 17 IS ECLUSIVE
- QA4 Which of the following challenges do you consider as the most pressing for the future of developing countries?**  
(SHOW SCREEN – READ OUT – ROTATE – MAX. 3 ANSWERS)
- |   |     |
|---|-----|
| Food security and agriculture                         | 1,  |
| Health  | 2,  |
| Education   | 3,  |
| Gender equality                                       | 4,  |
| Migration issues (M)                                  | 5,  |
| Trade   | 6,  |
| Water and sanitation                                  | 7,  |
| Peace and security                                    | 8,  |
| Environmental protection and climate change (M)       | 9,  |
| Democracy and human rights                            | 10, |
| Energy  | 11, |
| Economic growth, employment and social inequality (M) | 12, |
| Hosting refugees in developing countries (N)          | 13, |
| Urban development and population growth (N)           | 14, |
| Infrastructure (roads, public buildings, etc.) (N)    | 15, |
| Other (SP.)   | 16, |
| DK  | 17  |
- NEW (BASED ON EB82.1 QB3)

**QA5 The EU (the European Commission and Member States) has promised to increase the level of its aid to developing countries. Given the current economic situation, which of the following statements best describes your opinion?**

*(READ OUT – ONE ANSWER ONLY)*

- We should increase aid to developing countries beyond what is already promised 1
- We should keep our promise to increase aid to developing countries 2
- We should not increase aid to developing countries even though it has been promised 3
- We should reduce aid to developing countries as we can no longer afford it 4
- DK 5

EB82.1 QB4

**QA6 Would you be prepared to pay more for groceries or other products from developing countries to support people living in these countries (for instance for fair trade products)?**

*(READ OUT – ONE ANSWER ONLY)*

- No, you are not ready to pay more 1
- Yes, you would be ready to pay up to 5% more (M) 2
- Yes, you would be ready to pay 6 to 10% more 3
- Yes, you would be ready to pay more than 10% more 4
- DK 5

EB82.1 QB5

QA7: ROTATE ITEMS 1 TO 8

**QA7 To what extent do you agree or disagree with each of the following statements? (M)**

*(SHOW SCREEN – READ OUT – ROTATE – ONE ANSWER PER LINE)*

		Totally agree	Tend to agree	Tend to disagree	Totally disagree	DK
1	As an individual, you can play a role in tackling poverty in developing countries	1	2	3	4	5
2	Tackling poverty in developing countries should be one of the main priorities of the EU	1	2	3	4	5
3	Tackling poverty in developing countries should be one of the main priorities of the (NATIONALITY) Government	1	2	3	4	5
4	Tackling poverty in developing countries has a positive influence on EU citizens as well	1	2	3	4	5
5	Tackling poverty in developing countries is also in the EU's own interest (e.g. by creating trade opportunities or better access to energy and raw materials)	1	2	3	4	5
6	Tackling poverty in developing countries is a moral obligation for the EU	1	2	3	4	5
7	Aid for developing countries contributes to a more peaceful and equal world	1	2	3	4	5
8	Aid for developing countries is an effective way to tackle irregular migration (N)	1	2	3	4	5

EB82.1 QB6 TREND MODIFIED

QA8: CODES 5 AND 6 ARE EXCLUSIVE

**QA8 Regarding your personal involvement in helping developing countries, please let me know which of the following apply to you?**

(SHOW SCREEN – READ OUT – MULTIPLE ANSWERS POSSIBLE)

- You are politically involved in helping developing countries, e.g. by being a member of a political party or an NGO or taking part in demonstrations 1,
- You are a volunteer in an organisation that helps developing countries (NGOs, charities, etc.) 2,
- You give money to an organisation (NGOs, charities, etc.) that helps developing countries 3,
- You give money directly to projects that help developing countries ("crowdfunding") (N) 4,
- You are not involved in helping developing countries 5
- DK 6

EB82.1 QB7 TREND MODIFIED

QA9: ROTATE ITEMS 1 TO 3

**QA9 For each of the following, please tell me how effective or not you think they are in helping to reduce poverty in developing countries?**

(SHOW SCREEN – READ OUT – ROTATE – ONE ANSWER PER LINE)

		Very effective	Fairly effective	Not very effective	Not at all effective	DK
1	Donating to organisations that help developing countries	1	2	3	4	5
2	Volunteering in organisations that help developing countries	1	2	3	4	5
3	Official development aid from governments of other countries	1	2	3	4	5

EB82.1 QB9

**QA10 Have you ever heard or read about the Sustainable Development Goals agreed by the international community?**






























(READ OUT – ONE ANSWER ONLY)

- Yes, and you know what they are 1
- Yes, but you do not really know what they are 2
- No 3
- DK 4










NEW

**QA1** In your opinion, is it very important, fairly important, not very important or not at all important to help people in developing countries?

(%)

		Very important	Dec. 2015 - Sept. 2014	Fairly important	Dec. 2015 - Sept. 2014	Not very important	Dec. 2015 - Sept. 2014	Not at all important	Dec. 2015 - Sept. 2014	Don't know
EU28		40	▲3	49	▲1	8	▼2	2	▼1	1
BE		40	▲6	46	▼4	11	=	3	▼1	0
BG		25	▼4	47	▲2	12	▲1	9	▲2	7
CZ		25	▲5	53	▼6	15	=	5	▲1	2
DK		46	▲4	46	▲3	6	▼5	1	▼2	1
DE		53	▲7	40	▼5	5	▼1	1	▼1	1
EE		17	=	58	▲4	16	▼1	5	▼2	4
IE		58	▲2	33	▲2	5	▼4	2	▼1	2
EL		40	▼2	44	▲1	12	▲2	3	▼2	1
ES		46	=	47	▲3	5	▼2	1	▼1	1
FR		36	▲4	50	▲4	10	▼5	3	▼3	1
HR		37	▼1	49	=	9	▼1	3	▲1	2
IT		30	▲4	60	▲6	7	▼5	1	▼4	2
CY		67	▲3	24	▼6	8	▲5	1	▼1	0
LV		16	▼7	51	▼3	20	▲5	8	▲3	5
LT		17	▼7	57	▲4	20	▲6	5	▼2	1
LU		55	▲4	41	▲1	4	▼3	0	▼2	0
HU		21	▼6	52	▼1	19	▲7	6	=	2
MT		62	▲18	30	▼18	6	▲1	1	▼1	1
NL		46	=	46	▲4	6	▼3	2	▼1	0
AT		38	▼2	48	▲1	10	▲2	3	▼1	1
PL		24	▼5	63	▲4	7	▲1	2	=	4
PT		27	▼3	66	▲3	6	▲1	0	▼1	1
RO		45	▲11	43	▼7	6	▼4	3	▼2	3
SI		33	▼1	47	▲4	14	▼2	5	=	1
SK		22	▼2	57	▲2	15	▲2	4	▼1	2
FI		41	▲7	50	▼1	7	▼3	2	▼2	0
SE		70	▼1	28	▲4	1	▼3	1	=	0
UK		44	▲5	42	▼1	9	▼2	3	▼2	2

**QA1** In your opinion, is it very important, fairly important, not very important or not at all important to help people in developing countries?  
(%)






























		Total 'Important'	Dec. 2015 - Sept. 2014	Total 'Not important'	Dec. 2015 - Sept. 2014
EU28		89	▲4	10	▼3
BE		86	▲2	14	▼1
BG		72	▼2	21	▲3
CZ		78	▼1	20	▲1
DK		92	▲7	7	▼7
DE		93	▲2	6	▼2
EE		75	▲4	21	▼3
IE		91	▲4	7	▼5
EL		84	▼1	15	=
ES		93	▲3	6	▼3
FR		86	▲8	13	▼8
HR		86	▼1	12	=
IT		90	▲10	8	▼9
CY		91	▼3	9	▲4
LV		67	▼10	28	▲8
LT		74	▼3	25	▲4
LU		96	▲5	4	▼5
HU		73	▼7	25	▲7
MT		92	=	7	=
NL		92	▲4	8	▼4
AT		86	▼1	13	▲1
PL		87	▼1	9	▲1
PT		93	=	6	=
RO		88	▲4	9	▼6
SI		80	▲3	19	▼2
SK		79	=	19	▲1
FI		91	▲6	9	▼5
SE		98	▲3	2	▼3
UK		86	▲4	12	▼4



**QA2** 2015 is the European Year for Development. Did you know this before this interview?  
(%)






























		Yes	Dec. 2015 - Sept. 2014	No	Dec. 2015 - Sept. 2014	Don't know
EU28		18	▲6	81	▼6	1
BE		15	▲7	85	▼7	0
BG		14	▲4	82	▼7	4
CZ		13	▲6	86	▼6	1
DK		13	▲2	87	▼2	0
DE		12	▲2	87	▼2	1
EE		21	▲4	78	▼3	1
IE		12	▲1	87	▼2	1
EL		16	▼3	84	▲3	0
ES		18	▲7	82	▼7	0
FR		26	▲15	74	▼15	0
HR		21	▲1	78	▼2	1
IT		18	▼3	81	▲3	1
CY		22	▲8	78	▼8	0
LV		27	▲6	73	▼6	0
LT		30	▲8	69	▼8	1
LU		28	▲17	72	▼17	0
HU		24	=	75	▼1	1
MT		26	▲5	74	▼5	0
NL		13	▲1	87	▼1	0
AT		22	▲11	77	▼11	1
PL		19	▲8	79	▼9	2
PT		30	▲11	70	▼11	0
RO		25	▲5	73	▼6	2
SI		20	▲3	80	▼3	0
SK		12	▲2	88	▼1	0
FI		19	▲8	81	▼8	0
SE		14	▲7	86	▼7	0
UK		14	▲6	85	▼7	1

**QA3** Would you say that you feel more informed, less informed or equally informed about development aid in 2015 than you were in 2014?  
(%)

		More informed	Less informed	Equally informed	You are not interested in development aid (SP.)	Don't know
EU28		13	17	61	6	3
BE		8	19	64	7	2
BG		6	21	39	27	7
CZ		12	22	55	7	4
DK		14	8	76	1	1
DE		11	16	62	8	3
EE		15	9	62	9	5
IE		15	29	50	2	4
EL		9	18	65	8	0
ES		12	14	70	2	2
FR		14	12	69	2	3
HR		16	26	50	6	2
IT		10	21	61	6	2
CY		11	18	62	5	4
LV		16	7	67	8	2
LT		18	13	59	8	2
LU		14	11	72	2	1
HU		9	41	40	9	1
MT		15	15	56	5	9
NL		16	14	66	0	4
AT		17	30	42	6	5
PL		11	15	57	13	4
PT		12	11	68	8	1
RO		21	24	45	8	2
SI		10	12	69	5	4
SK		12	19	55	10	4
FI		19	10	69	1	1
SE		15	7	74	2	2
UK		17	20	53	7	3






























**QA4**

Which of the following challenges do you consider as the most pressing for the future of developing countries?  
**(MAX. 3 ANSWERS) (%)**

		Food security and agriculture	Health	Education	Gender equality	Migration issues	Trade	Water and sanitation	Peace and security	Environmental protection and climate change
EU28		24	34	34	9	12	5	26	41	12
BE		26	33	45	7	8	4	30	40	14
BG		11	23	19	4	18	4	19	43	9
CZ		29	24	22	12	34	2	31	44	10
DK		11	28	52	13	3	8	25	43	12
DE		38	23	37	11	9	4	23	47	14
EE		26	29	40	4	10	4	23	51	9
IE		26	39	33	7	16	5	35	33	8
EL		16	39	28	5	20	6	22	47	5
ES		28	42	34	6	7	4	33	36	7
FR		20	46	43	10	8	3	30	46	18
HR		20	20	21	6	15	7	9	39	15
IT		19	29	21	9	19	5	24	33	11
CY		14	48	37	7	8	5	25	43	8
LV		15	36	27	3	18	3	12	47	8
LT		21	36	29	3	14	5	16	49	11
LU		23	38	49	8	5	1	36	41	15
HU		18	30	17	5	33	7	28	41	14
MT		15	41	48	10	13	7	21	44	10
NL		19	35	54	16	4	5	23	48	14
AT		40	21	26	13	8	8	31	40	14
PL		19	31	18	8	14	7	15	46	13
PT		20	46	34	7	7	3	20	43	6
RO		22	46	39	3	7	6	11	32	10
SI		22	25	28	5	4	3	20	55	13
SK		31	33	31	3	12	4	21	50	8
FI		27	33	46	17	4	3	26	51	12
SE		9	20	50	16	5	3	36	43	18
UK		20	38	37	7	17	5	39	35	10

**QA4**






























Which of the following challenges do you consider as the most pressing for the future of developing countries?

		Democracy and human rights	Energy	Economic growth, employment and social inequality	Hosting refugees in developing countries	Urban development and population growth	Infrastructure (roads, public buildings, etc.)	Other (SP.)	Don't know
EU28		24	7	26	8	5	9	1	2
BE		25	5	23	7	4	5	1	0
BG		22	9	41	15	5	9	1	4
CZ		18	4	19	10	6	5	1	1
DK		35	3	25	12	3	10	2	0
DE		31	4	23	7	2	9	2	0
EE		21	4	27	7	4	4	2	3
IE		23	4	20	10	5	7	1	1
EL		26	6	46	7	4	12	2	0
ES		22	5	28	5	4	9	1	1
FR		21	10	20	4	2	5	0	1
HR		22	8	43	13	9	8	0	2
IT		23	8	33	11	9	13	0	3
CY		30	6	34	4	1	6	3	0
LV		12	4	31	11	7	6	2	3
LT		17	8	36	9	6	4	1	1
LU		22	11	15	4	1	10	1	0
HU		14	7	26	13	6	7	2	1
MT		28	13	14	7	2	6	1	0
NL		27	3	27	7	3	7	1	0
AT		27	7	22	11	6	15	1	1
PL		23	10	24	10	6	9	0	5
PT		25	2	44	8	8	9	1	2
RO		24	7	33	6	5	15	1	3
SI		16	7	39	1	6	11	3	3
SK		21	4	29	5	7	11	1	1
FI		30	2	12	19	3	4	0	0
SE		51	4	23	2	2	9	1	0
UK		19	6	18	7	4	6	1	3






























**QAS**

The EU (the European Commission and Member States) has promised to increase the level of its aid to developing countries. Given the current economic situation, which of the following statements best describes your opinion?






























(%)

		We should increase aid to developing countries beyond	Dec. 2015 – Sept. 2014	We should keep our promise to increase aid to developing	Dec. 2015 – Sept. 2014	We should not increase aid to developing countries	Dec. 2015 – Sept. 2014	We should reduce aid to developing countries as we can	Dec. 2015 – Sept. 2014	Don't know
EU28		16	▲1	52	=	14	=	14	▼1	4
BE		13	▼1	53	=	19	▲2	13	▼2	2
BG		3	▼1	23	▼8	26	▼2	35	▲8	13
CZ		7	=	47	▼9	19	▲6	25	▲4	2
DK		14	▲3	61	▲1	13	=	11	▼2	1
DE		16	▲3	58	▼4	14	=	7	=	5
EE		6	▼3	48	▼4	18	▲8	21	=	7
IE		19	▲6	57	▲2	12	▼4	9	▼6	3
EL		11	▼3	42	▼4	23	▲3	23	▲4	1
ES		26	=	47	▲4	12	▼2	11	▼2	4
FR		20	▲2	56	▲5	5	▼3	16	▼4	3
HR		18	▲2	54	▼10	9	▲1	16	▲5	3
IT		16	=	50	▲11	15	▼5	14	▼7	5
CY		23	▲1	46	▼2	9	▼1	21	▲3	1
LV		9	▼4	47	▼5	14	▲2	25	▲5	5
LT		5	▼3	41	▼8	22	▲6	29	▲6	3
LU		13	▼4	71	▲10	4	▼5	10	▼1	2
HU		12	▼2	50	▼4	20	▲2	16	▲3	2
MT		16	▲3	62	▲8	11	▼2	9	▼7	2
NL		11	▲1	62	▲3	16	▲1	10	▼4	1
AT		20	▼2	46	▼12	17	▲8	15	▲6	2
PL		7	▼4	50	▼7	22	▲9	12	▲4	9
PT		16	▼4	50	=	16	▲2	15	▲5	3
RO		29	▲11	42	▼7	11	▼1	12	▼5	6
SI		19	▼2	48	=	11	▲1	18	=	4
SK		7	▼2	50	▼4	19	▲5	20	▲1	4
FI		6	=	55	▼2	24	▲7	14	▼4	1
SE		13	=	66	▼8	11	▲5	7	▲2	3
UK		14	▲1	55	▲1	12	▲1	15	▼4	4
















**QA6** Would you be prepared to pay more for groceries or other products from developing countries to support people living in these countries (for instance for fair trade products)?  
(%)

		No, you are not ready to pay more	Dec. 2015 - Sept. 2014	Yes, you would be ready to pay up to 5% more	Dec. 2015 - Sept. 2014	Yes, you would be ready to pay 6 to 10% more	Dec. 2015 - Sept. 2014	Yes, you would be ready to pay more than 10% more	Dec. 2015 - Sept. 2014	Don't know	Total 'Yes'	Dec. 2015 - Sept. 2014
EU28		47	▼1	33	▼2	13	▲2	4	▲1	3	50	▲1
BE		41	▲2	39	▼2	15	▲1	4	=	1	58	▼1
BG		79	▲3	13	▼3	2	=	0	=	6	15	▼3
CZ		63	=	26	▼2	7	=	1	=	3	34	▼2
DK		29	▼6	38	▲1	23	▲6	8	=	2	69	▲7
DE		26	=	37	▼3	24	=	9	▲3	4	70	=
EE		61	=	30	▲3	6	=	0	▼2	3	36	▲1
IE		48	▲1	38	▼3	9	▲1	3	=	2	50	▼2
EL		65	▲8	27	▼5	4	▼3	2	▼1	2	33	▼9
ES		52	=	35	=	8	=	2	=	3	45	=
FR		45	▼1	37	▼1	13	▲3	4	=	1	54	▲2
HR		54	▲3	34	▼6	7	▲1	1	▼1	4	42	▼6
IT		59	▼5	25	▼3	8	▲4	2	▲1	6	35	▲2
CY		46	▲7	42	▼2	6	▼5	4	▲1	2	52	▼6
LV		73	▲1	21	▼3	4	▲2	1	=	1	26	▼1
LT		77	▲8	20	▼7	2	=	0	▼1	1	22	▼8
LU		19	▼5	48	▲1	22	▲4	10	=	1	80	▲5
HU		74	▲3	20	▼3	4	=	1	=	1	25	▼3
MT		53	▼1	38	▲2	6	▲1	1	=	2	45	▲3
NL		21	▼1	41	▼2	27	▲3	9	▼1	2	77	=
AT		41	▲9	36	▲1	15	▼3	4	▼9	4	55	▼11
PL		70	▲4	21	▼5	4	▲2	0	▼1	5	25	▼4
PT		80	▼1	15	▲1	2	▼2	1	▲1	2	18	=
RO		68	▼4	24	▲2	3	=	1	=	4	28	▲2
SI		65	▲5	24	▼8	6	▲1	3	▲2	2	33	▼5
SK		68	▲3	24	▼2	4	=	1	▼1	3	29	▼3
FI		29	▼3	48	▼1	18	▲3	4	▲1	1	70	▲3
SE		19	▲3	32	▼1	30	▼2	18	=	1	80	▼3
UK		34	▼4	45	▼1	15	▲4	4	▲1	2	64	▲4

**QA7.1** To what extent do you agree or disagree with each of the following statements?  
As an individual, you can play a role in tackling poverty in developing countries  
(%)




























		Totally agree	Dec. 2015 - Sept. 2014	Tend to agree	Dec. 2015 - Sept. 2014	Tend to disagree	Dec. 2015 - Sept. 2014	Totally disagree	Dec. 2015 - Sept. 2014	Don't know
EU28		16	▲3	36	▼1	26	▼1	18	=	4
BE		13	▲2	38	▼6	32	▲4	15	=	2
BG		4	=	10	▼3	16	▼1	61	▲6	9
CZ		8	▲3	24	▼3	36	▲1	27	▼3	5
DK		14	▼7	44	▲11	25	▼1	12	▼4	5
DE		14	▲4	32	▼1	30	▼5	22	▲5	2
EE		3	▼1	14	▼1	29	▲4	45	▼1	9
IE		24	▲2	48	▲2	15	▼6	7	=	6
EL		12	▼4	28	▼6	34	▲7	25	▲3	1
ES		24	▲3	40	=	22	▲2	10	▼5	4
FR		16	▲3	39	▼2	25	▲1	15	▼2	5
HR		12	▲1	32	▼1	27	▼3	25	▲2	4
IT		16	▲7	37	▼3	26	=	14	▼3	7
CY		17	▼1	35	▼2	21	▲5	24	▼2	3
LV		3	▼1	17	▼3	25	▼5	49	▲9	6
LT		3	▼3	25	▼4	25	▼1	44	▲10	3
LU		20	▲5	48	▼1	23	▼1	6	▼2	3
HU		9	▼2	24	▲5	21	▼2	43	=	3
MT		20	▲6	44	▼8	18	▲2	10	▲1	8
NL		19	▼2	39	▲5	25	=	13	▼3	4
AT		14	▼2	36	▲3	31	▲2	15	▼3	4
PL		10	▲4	30	▲2	33	▼3	21	=	6
PT		17	▲1	46	▼4	24	=	8	▲1	5
RO		15	▲1	27	▼3	22	=	25	=	11
SI		8	▼5	21	▼3	29	▼6	37	▲12	5
SK		7	▲2	31	▼2	35	▲3	23	▼2	4
FI		14	=	43	▲8	29	▼6	12	=	2
SE		36	▼7	50	▲7	8	=	2	▼1	4
UK		19	▲2	44	▼4	21	▼2	12	▲4	4

**QA7.1** To what extent do you agree or disagree with each of the following statements?  
As an individual, you can play a role in tackling poverty in developing countries  
(%)



		Total 'Agree'	Dec. 2015 - Sept. 2014	Total 'Disagree'	Dec. 2015 - Sept. 2014
EU28		52	▲2	44	▼1
BE		51	▼4	47	▲4
BG		14	▼3	77	▲5
CZ		32	=	63	▼2
DK		58	▲4	37	▼5
DE		46	▲3	52	=
EE		17	▼2	74	▲3
IE		72	▲4	22	▼6
EL		40	▼10	59	▲10
ES		64	▲3	32	▼3
FR		55	▲1	40	▼1
HR		44	=	52	▼1
IT		53	▲4	40	▼3
CY		52	▼3	45	▲3
LV		20	▼4	74	▲4
LT		28	▼7	69	▲9
LU		68	▲4	29	▼3
HU		33	▲3	64	▼2
MT		64	▼2	28	▲3
NL		58	▲3	38	▼3
AT		50	▲1	46	▼1
PL		40	▲6	54	▼3
PT		63	▼3	32	▲1
RO		42	▼2	47	=
SI		29	▼8	66	▲6
SK		38	=	58	▲1
FI		57	▲8	41	▼6
SE		86	=	10	▼1
UK		63	▼2	33	▲2



**QA7.2** To what extent do you agree or disagree with each of the following statements?  
Tackling poverty in developing countries should be one of the main priorities of the EU  
(%)

		Totally agree	Dec. 2015 - Sept. 2014	Tend to agree	Dec. 2015 - Sept. 2014	Tend to disagree	Dec. 2015 - Sept. 2014	Totally disagree	Dec. 2015 - Sept. 2014	Don't know
EU28		26	▲4	43	▲1	19	▼4	8	▼1	4
BE		19	▲5	42	▼2	28	▼1	9	▼3	2
BG		17	▼7	28	▼2	22	▲2	21	▲6	12
CZ		17	▲2	34	▼3	29	▲1	16	▲2	4
DK		23	▲2	48	▲4	19	▼3	7	▼3	3
DE		33	▲11	40	▼2	18	▼8	6	▼1	3
EE		11	▲1	32	▼4	27	▼1	21	▲5	9
IE		27	▲5	49	=	14	▼5	5	▼1	5
EL		24	▼8	45	▲1	21	▲5	8	▲1	2
ES		39	▲5	39	▼2	13	▼2	5	▼2	4
FR		22	▲6	48	▲10	19	▼11	7	▼5	4
HR		29	▼7	48	▼2	16	▲6	4	▲1	3
IT		24	▲7	48	▲5	15	▼7	8	▼3	5
CY		56	▲1	26	▼4	9	=	8	▲4	1
LV		14	▼3	34	▼1	26	▼3	20	▲6	6
LT		9	▼3	40	▼1	32	▲4	14	=	5
LU		28	▲6	44	=	23	▼2	4	=	1
HU		21	▼5	37	▼3	23	▲4	17	▲5	2
MT		41	▲11	43	▼10	10	▲2	3	▼2	3
NL		18	▲2	42	▲5	28	▼4	10	▼3	2
AT		24	▼1	35	▼4	27	▲7	12	▼1	2
PL		16	▼2	46	▼1	21	▲2	9	▲2	8
PT		26	▲3	52	▼4	16	▲2	2	▼2	4
RO		34	=	40	▼3	12	▲2	6	▼1	8
SI		29	▲1	30	▼5	17	▼7	21	▲11	3
SK		11	=	43	▲7	29	▼1	13	▼4	4
FI		22	▲2	52	▲5	19	▼2	4	▼2	3
SE		35	▼1	49	▲2	9	▼3	5	▲2	2
UK		25	▲7	42	▼2	18	▼6	11	▲1	4


















**QA7.2** To what extent do you agree or disagree with each of the following statements?  
Tackling poverty in developing countries should be one of the main priorities of the EU  
(%)

		Total 'Agree'	Dec. 2015 - Sept. 2014	Total 'Disagree'	Dec. 2015 - Sept. 2014
EU28		69	▲5	27	▼5
BE		61	▲3	37	▼4
BG		45	▼9	43	▲8
CZ		51	▼1	45	▲3
DK		71	▲6	26	▼6
DE		73	▲9	24	▼9
EE		43	▼3	48	▲4
IE		76	▲5	19	▼6
EL		69	▼7	29	▲6
ES		78	▲3	18	▼4
FR		70	▲16	26	▼16
HR		77	▼9	20	▲7
IT		72	▲12	23	▼10
CY		82	▼3	17	▲4
LV		48	▼4	46	▲3
LT		49	▼4	46	▲4
LU		72	▲6	27	▼2
HU		58	▼8	40	▲9
MT		84	▲1	13	=
NL		60	▲7	38	▼7
AT		59	▼5	39	▲6
PL		62	▼3	30	▲4
PT		78	▼1	18	=
RO		74	▼3	18	▲1
SI		59	▼4	38	▲4
SK		54	▲7	42	▼5
FI		74	▲7	23	▼4
SE		84	▲1	14	▼1
UK		67	▲5	29	▼5

**QA7.3** To what extent do you agree or disagree with each of the following statements?  
Tackling poverty in developing countries should be one of the main priorities of the (NATIONALITY) Government (%)

		Totally agree	Dec. 2015 - Sept. 2014	Tend to agree	Dec. 2015 - Sept. 2014	Tend to disagree	Dec. 2015 - Sept. 2014	Totally disagree	Dec. 2015 - Sept. 2014	Don't know
EU28		15	▲2	35	▲3	28	▼4	18	▼1	4
BE		13	▲5	36	▲4	33	▼7	16	▼2	2
BG		8	▼2	15	▲1	19	▼3	51	▲5	7
CZ		8	▲4	23	=	31	▼5	35	▲2	3
DK		13	▲3	39	▲6	29	▼3	15	▼6	4
DE		20	▲5	37	▲5	29	▼7	11	▼2	3
EE		4	▼2	12	▼1	28	▼2	50	▲5	6
IE		16	▲2	40	▲7	24	▼10	14	▼2	6
EL		11	▼7	25	▼1	30	▲1	33	▲7	1
ES		27	▲5	36	▲1	22	▼2	12	▼3	3
FR		12	▲4	35	▲7	34	▼5	16	▼5	3
HR		14	▼2	35	▼2	28	▲1	20	▲2	3
IT		17	▲7	39	▲4	25	▼3	13	▼9	6
CY		20	▼2	28	▲6	22	▲2	28	▼6	2
LV		7	▼2	13	▼5	27	▼2	49	▲9	4
LT		3	▼3	22	▲1	34	▼2	37	▲4	4
LU		14	▲2	40	▲3	35	▲1	8	▼5	3
HU		17	▲1	24	▲1	26	▲1	32	▼1	1
MT		23	▲13	33	▼7	26	▼2	12	▼5	6
NL		10	=	32	▲3	38	=	17	▼4	3
AT		14	=	31	▼5	33	▲5	19	=	3
PL		10	▲2	34	=	29	▼1	20	▲1	7
PT		16	▲9	31	▼7	24	▼9	26	▲8	3
RO		20	▼1	31	▼2	17	▼5	24	▲6	8
SI		15	▼3	22	=	26	▼6	34	▲9	3
SK		6	▲2	24	▼2	35	▲3	30	▼3	5
FI		10	▲1	41	▲5	31	▼4	14	=	4
SE		16	▲2	47	=	25	▼1	10	▼1	2
UK		15	▲2	37	▲1	26	▼5	19	▲2	3

**QA7.3** To what extent do you agree or disagree with each of the following statements?  
Tackling poverty in developing countries should be one of the main priorities of the (NATIONALITY) Government  
(%)

		Total 'Agree'	Dec. 2015 - Sept. 2014	Total 'Disagree'	Dec. 2015 - Sept. 2014
EU28		50	▲5	46	▼5
BE		49	▲9	49	▼9
BG		23	▼1	70	▲2
CZ		31	▲4	66	▼3
DK		52	▲9	44	▼9
DE		57	▲10	40	▼9
EE		16	▼3	78	▲3
IE		56	▲9	38	▼12
EL		36	▼8	63	▲8
ES		63	▲6	34	▼5
FR		47	▲11	50	▼10
HR		49	▼4	48	▲3
IT		56	▲11	38	▼12
CY		48	▲4	50	▼4
LV		20	▼7	76	▲7
LT		25	▼2	71	▲2
LU		54	▲5	43	▼4
HU		41	▲2	58	=
MT		56	▲6	38	▼7
NL		42	▲3	55	▼4
AT		45	▼5	52	▲5
PL		44	▲2	49	=
PT		47	▲2	50	▼1
RO		51	▼3	41	▲1
SI		37	▼3	60	▲3
SK		30	=	65	=
FI		51	▲6	45	▼4
SE		63	▲2	35	▼2
UK		52	▲3	45	▼3

**QA7.4** To what extent do you agree or disagree with each of the following statements?  
Tackling poverty in developing countries has a positive influence on EU citizens as well  
(%)

		Totally agree	Dec. 2015 - Sept. 2014	Tend to agree	Dec. 2015 - Sept. 2014	Tend to disagree	Dec. 2015 - Sept. 2014	Totally disagree	Dec. 2015 - Sept. 2014	Don't know
EU28		26	▲5	46	▼2	14	▼2	6	▼1	8
BE		21	▲3	50	▲2	16	▼7	7	▲1	6
BG		16	▼6	38	▼2	12	=	15	▲3	19
CZ		14	▲3	35	▼4	29	▲1	14	▲4	8
DK		35	▲3	45	▲2	9	▼3	4	▼1	7
DE		29	▲9	43	▼8	16	▼1	6	▲1	6
EE		17	▲2	41	▼5	17	▲3	11	▲2	14
IE		28	▲3	52	▼1	8	▼4	5	▲2	7
EL		28	▼5	48	▲3	17	▲3	4	▼1	3
ES		41	▲6	42	▼4	6	▼3	3	▼1	8
FR		22	▲6	48	▲1	16	▼5	7	▲1	7
HR		26	▼9	51	▲1	13	▲4	4	▲2	6
IT		25	▲11	47	=	14	▼6	5	▼5	9
CY		49	▲1	36	=	5	▼1	7	▲1	3
LV		14	▼1	42	▼5	19	▲1	16	▲8	9
LT		14	▼1	50	▼1	20	▲5	8	▼1	8
LU		31	▲9	50	▲2	12	▼5	1	▼5	6
HU		20	▼2	38	▼4	21	▲5	16	▲3	5
MT		33	▲12	49	▼6	8	=	3	▼1	7
NL		27	▲2	45	▲3	14	▼3	6	▼2	8
AT		21	=	49	▲2	16	▼3	9	▲2	5
PL		17	=	50	▼6	18	▲8	5	=	10
PT		25	▲2	55	▼5	14	▲5	1	▼1	5
RO		31	▲5	44	▼2	8	▼4	4	▼2	13
SI		20	▼5	37	=	18	▼3	19	▲10	6
SK		13	▲3	44	▲1	27	▲2	9	▼3	7
FI		39	▲7	48	▼1	6	▼5	3	=	4
SE		50	▲2	34	▼5	6	▲1	3	▲1	7
UK		24	▲4	50	▲1	12	▼5	8	▲2	6






























**QA7.4** To what extent do you agree or disagree with each of the following statements?  
Tackling poverty in developing countries has a positive influence on EU citizens as well  
(%)

		Total 'Agree'	Dec. 2015 - Sept. 2014	Total 'Disagree'	Dec. 2015 - Sept. 2014
EU28		72	▲3	20	▼3
BE		71	▲5	23	▼6
BG		54	▼8	27	▲3
CZ		49	▼1	43	▲5
DK		80	▲5	13	▼4
DE		72	▲1	22	=
EE		58	▼3	28	▲5
IE		80	▲2	13	▼2
EL		76	▼2	21	▲2
ES		83	▲2	9	▼4
FR		70	▲7	23	▼4
HR		77	▼8	17	▲6
IT		72	▲11	19	▼11
CY		85	▲1	12	=
LV		56	▼6	35	▲9
LT		64	▼2	28	▲4
LU		81	▲11	13	▼10
HU		58	▼6	37	▲8
MT		82	▲6	11	▼1
NL		72	▲5	20	▼5
AT		70	▲2	25	▼1
PL		67	▼6	23	▲8
PT		80	▼3	15	▲4
RO		75	▲3	12	▼6
SI		57	▼5	37	▲7
SK		57	▲4	36	▼1
FI		87	▲6	9	▼5
SE		84	▼3	9	▲2
UK		74	▲5	20	▼3

**QA7.5** To what extent do you agree or disagree with each of the following statements?

Tackling poverty in developing countries is also in the EU's own interest (e.g. by creating trade opportunities or better access to energy and raw materials)

(%)

		Totally agree	Dec 2015 - Sept. 2014	Tend to agree	Dec 2015 - Sept. 2014	Tend to disagree	Dec 2015 - Sept. 2014	Totally disagree	Dec 2015 - Sept. 2014	Don't know
EU28		32	▲5	48	▼3	10	▼1	4	▼1	6
BE		27	▲5	52	▼4	13	▼2	5	▲1	3
BG		18	▼11	44	▲4	10	▲2	12	▲4	16
CZ		17	▲1	47	▼5	20	▲3	7	▲2	9
DK		38	▼4	47	▲4	7	▼2	2	=	6
DE		40	▲11	44	▼9	10	▼1	3	▲1	3
EE		22	▲3	49	▼2	10	=	6	=	13
IE		32	▲4	51	▼5	6	▼1	4	=	7
EL		28	▼7	51	▲4	13	▲2	4	=	4
ES		41	▲6	42	▼5	5	▼2	3	▼1	9
FR		28	▲7	52	▼1	9	▼3	5	▼1	6
HR		26	▼13	53	▲4	12	▲5	4	▲3	5
IT		30	▲11	51	▲2	11	▼5	3	▼6	5
CY		57	▲3	33	▲2	4	▼3	5	▲2	1
LV		23	▼1	47	▼7	12	▲3	8	▲3	10
LT		14	▼3	55	▲1	15	▲2	6	=	10
LU		33	▲7	53	▲1	10	▼1	1	▼2	3
HU		23	▼7	42	▼2	19	▲5	12	▲5	4
MT		35	▲8	47	▼7	5	=	3	▼1	10
NL		35	▼2	48	=	11	▲4	3	▼2	3
AT		23	▼2	50	=	16	▲1	6	=	5
PL		20	▼2	52	▼2	13	▲3	6	▲2	9
PT		31	▲5	56	▼5	7	▼1	1	=	5
RO		34	▲4	46	▲2	7	▼3	3	▼4	10
SI		28	▼3	44	▲2	11	▼4	9	▲4	8
SK		14	▲3	51	▼4	20	▲3	7	▼3	8
FI		37	▲5	49	▼1	7	▼3	2	=	5
SE		60	▼2	32	▲1	3	=	1	=	4
UK		32	▲6	50	▼4	9	▼1	5	=	4

**QA7.5** To what extent do you agree or disagree with each of the following statements?  
Tackling poverty in developing countries is also in the EU's own interest (e.g. by creating trade opportunities or better access to energy and raw materials)  
(%)






























		Total 'Agree'	Dec 2015 - Sept. 2014	Total 'Disagree'	Dec 2015 - Sept. 2014
EU28		80	▲2	14	▼2
BE		79	▲1	18	▼1
BG		62	▼7	22	▲6
CZ		64	▼4	27	▲5
DK		85	=	9	▼2
DE		84	▲2	13	=
EE		71	▲1	16	=
IE		83	▼1	10	▼1
EL		79	▼3	17	▲2
ES		83	▲1	8	▼3
FR		80	▲6	14	▼4
HR		79	▼9	16	▲8
IT		81	▲13	14	▼11
CY		90	▲5	9	▼1
LV		70	▼8	20	▲6
LT		69	▼2	21	▲2
LU		86	▲8	11	▼3
HU		65	▼9	31	▲10
MT		82	▲1	8	▼1
NL		83	▼2	14	▲2
AT		73	▼2	22	▲1
PL		72	▼4	19	▲5
PT		87	=	8	▼1
RO		80	▲6	10	▼7
SI		72	▼1	20	=
SK		65	▼1	27	=
FI		86	▲4	9	▼3
SE		92	▼1	4	=
UK		82	▲2	14	▼1












**QA7.6** To what extent do you agree or disagree with each of the following statements?

Tackling poverty in developing countries is a moral obligation for the EU

(%)

		Totally agree	Dec. 2015 - Sept. 2014	Tend to agree	Dec. 2015 - Sept. 2014	Tend to disagree	Dec. 2015 - Sept. 2014	Totally disagree	Dec. 2015 - Sept. 2014	Don't know
EU28		30	▲2	44	▼1	14	▼1	7	=	5
BE		25	▲2	46	▼5	19	=	7	▲1	3
BG		16	▼10	35	▼5	18	▲6	17	▲6	14
CZ		16	=	37	▼7	26	▲4	16	▲5	5
DK		32	▼3	44	▲5	14	▼1	6	▼2	4
DE		39	▲5	40	▼5	13	▼1	5	▲1	3
EE		11	▼2	38	▼6	22	▲3	17	▲5	12
IE		33	▲6	45	▼3	11	▼2	5	▼1	6
EL		30	▼5	47	▲2	15	▲3	6	=	2
ES		42	▲2	42	▼1	9	▼1	3	▼1	4
FR		26	▲4	47	=	14	▼4	8	▼1	5
HR		28	▼14	49	▲2	17	▲10	3	▲1	3
IT		28	▲7	51	▲5	11	▼5	5	▼6	5
CY		58	▼5	28	=	5	=	7	▲5	2
LV		15	▼5	37	▼11	21	▲4	18	▲9	9
LT		13	▼3	54	▲3	21	▲4	7	▼1	5
LU		34	▲3	47	▲2	14	=	1	▼3	4
HU		20	▼9	41	▼3	22	▲7	14	▲5	3
MT		38	▲8	39	▼11	11	▲4	5	=	7
NL		35	▼2	44	▲4	12	▼1	6	▼2	3
AT		27	▼7	45	=	18	▲6	7	▲1	3
PL		17	▼3	50	▼1	19	▲5	6	▲1	8
PT		27	▼1	54	▼2	12	▲1	2	=	5
RO		34	▲2	42	▲1	9	▼4	5	▼2	10
SI		30	▼1	35	▼3	17	=	14	▲6	4
SK		14	▲2	46	▼5	23	▲3	12	▲1	5
FI		28	▲2	51	▲4	13	▼3	5	=	3
SE		54	▼4	33	▲2	8	▲2	4	▲1	1
UK		30	▲7	42	▼5	14	▼4	10	▲3	4

**QA7.6** To what extent do you agree or disagree with each of the following statements?  
Tackling poverty in developing countries is a moral obligation for the EU  
(%)

		Total 'Agree'	Dec. 2015 - Sept. 2014	Total 'Disagree'	Dec. 2015 - Sept. 2014
EU28		74	▲1	21	▼1
BE		71	▼3	26	▲1
BG		51	▼15	35	▲12
CZ		53	▼7	42	▲9
DK		76	▲2	20	▼3
DE		79	=	18	=
EE		49	▼8	39	▲8
IE		78	▲3	16	▼3
EL		77	▼3	21	▲3
ES		84	▲1	12	▼2
FR		73	▲4	22	▼5
HR		77	▼12	20	▲11
IT		79	▲12	16	▼11
CY		86	▼5	12	▲5
LV		52	▼16	39	▲13
LT		67	=	28	▲3
LU		81	▲5	15	▼3
HU		61	▼12	36	▲12
MT		77	▼3	16	▲4
NL		79	▲2	18	▼3
AT		72	▼7	25	▲7
PL		67	▼4	25	▲6
PT		81	▼3	14	▲1
RO		76	▲3	14	▼6
SI		65	▼4	31	▲6
SK		60	▼3	35	▲4
FI		79	▲6	18	▼3
SE		87	▼2	12	▲3
UK		72	▲2	24	▼1

**QA7.7** To what extent do you agree or disagree with each of the following statements?

Aid for developing countries contributes to a more peaceful and equal world



(%)

		Totally agree	Dec. 2015 - Sept. 2014	Tend to agree	Dec. 2015 - Sept. 2014	Tend to disagree	Dec. 2015 - Sept. 2014	Totally disagree	Dec. 2015 - Sept. 2014	Don't know
EU28		33	▲4	43	▼2	13	▼1	6	▼1	5
BE		29	▲6	44	▼4	15	▼4	8	▲1	4
BG		24	▼5	42	=	10	▼1	12	▲4	12
CZ		18	▲1	42	▼4	23	▲2	11	▲3	6
DK		35	▲4	39	=	14	▼2	7	▼1	5
DE		42	▲9	39	▼7	12	▼1	4	▼1	3
EE		22	=	45	▼3	14	▲3	10	▲2	9
IE		32	▲3	46	▼2	10	▼3	6	▲2	6
EL		37	▼6	48	▲6	11	▲1	3	▼1	1
ES		48	▲5	41	▼1	5	▼2	2	▼2	4
FR		26	▲6	44	=	16	▼4	9	=	5
HR		30	▼9	49	▲1	14	▲7	4	▲1	3
IT		28	▲7	48	▲4	13	▼5	5	▼6	6
CY		63	▼4	27	=	4	▲1	5	▲3	1
LV		24	▼2	44	▼8	15	▲6	9	▲3	8
LT		16	▼7	56	▲3	15	▲4	6	=	7
LU		36	▲8	43	▼3	13	▲1	3	▼5	5
HU		21	▼8	41	=	20	▲6	15	▲3	3
MT		49	▲13	40	▼11	5	=	4	=	2
NL		41	=	39	▲4	11	▼2	6	▼1	3
AT		27	▼9	44	▲4	16	▲3	8	=	5
PL		21	▼2	51	▼3	15	▲4	6	▲2	7
PT		36	▲5	52	▼5	7	▼1	2	▲1	3
RO		36	▲5	42	▼2	7	▼5	4	▼2	11
SI		33	▼1	37	▼2	11	▼4	13	▲6	6
SK		17	▲2	49	▼1	19	▲1	8	▼4	7
FI		39	▲2	42	▼1	11	▲1	5	=	3
SE		56	▼1	30	▲1	7	=	3	=	4
UK		29	▲7	41	▼5	14	▼4	11	▲1	5






























**QA7.7** To what extent do you agree or disagree with each of the following statements?

Aid for developing countries contributes to a more peaceful and equal world

(%)

		Total 'Agree'	Dec. 2015 - Sept. 2014	Total 'Disagree'	Dec. 2015 - Sept. 2014
EU28		76	▲2	19	▼2
BE		73	▲2	23	▼3
BG		66	▼5	22	▲3
CZ		60	▼3	34	▲5
DK		74	▲4	21	▼3
DE		81	▲2	16	▼2
EE		67	▼3	24	▲5
IE		78	▲1	16	▼1
EL		85	=	14	=
ES		89	▲4	7	▼4
FR		70	▲6	25	▼4
HR		79	▼8	18	▲8
IT		76	▲11	18	▼11
CY		90	▼4	9	▲4
LV		68	▼10	24	▲9
LT		72	▼4	21	▲4
LU		79	▲5	16	▼4
HU		62	▼8	35	▲9
MT		89	▲2	9	=
NL		80	▲4	17	▼3
AT		71	▼5	24	▲3
PL		72	▼5	21	▲6
PT		88	=	9	=
RO		78	▲3	11	▼7
SI		70	▼3	24	▲2
SK		66	▲1	27	▼3
FI		81	▲1	16	▲1
SE		86	=	10	=
UK		70	▲2	25	▼3

**QA7.8** To what extent do you agree or disagree with each of the following statements?  
Aid for developing countries is an effective way to tackle irregular migration  
(%)

		Totally agree	Tend to agree	Tend to disagree	Totally disagree	Don't know	Total 'Agree'	Total 'Disagree'
EU28		31	42	13	7	7	73	20
BE		29	43	16	7	5	72	23
BG		19	36	11	17	17	55	28
CZ		23	36	24	10	7	59	34
DK		31	42	13	5	9	73	18
DE		37	40	12	6	5	77	18
EE		19	42	14	12	13	61	26
IE		26	48	10	7	9	74	17
EL		31	43	17	7	2	74	24
ES		48	40	4	3	5	88	7
FR		33	38	14	9	6	71	23
HR		27	49	15	5	4	76	20
IT		32	47	11	4	6	79	15
CY		57	31	5	5	2	88	10
LV		20	37	18	13	12	57	31
LT		14	46	20	9	11	60	29
LU		39	40	14	2	5	79	16
HU		17	35	23	15	10	52	38
MT		37	42	8	6	7	79	14
NL		33	42	13	6	6	75	19
AT		22	48	16	9	5	70	25
PL		19	48	16	7	10	67	23
PT		34	51	9	2	4	85	11
RO		32	45	7	4	12	77	11
SI		27	33	17	16	7	60	33
SK		19	47	21	8	5	66	29
FI		31	44	14	4	7	75	18
SE		41	34	9	4	12	75	13
UK		21	43	19	10	7	64	29






























**Q48** Regarding your personal involvement in helping developing countries, please let me know which of the following apply to you?

**(MULTIPLE ANSWERS POSSIBLE) (%)**

		You are politically involved in helping developing countries, e.g. by being a member of a political party or an NGO or taking part in demonstrations	Dec. 2015 - Sept. 2014	You are a volunteer in an organisation that helps developing countries (NGOs, charities, etc.)	Dec. 2015 - Sept. 2014	You give money to an organisation (NGOs, charities, etc.) that helps developing countries	Dec. 2015 - Sept. 2014	You give money directly to projects that help developing countries ("crowdfunding")	Dec. 2015 - Sept. 2014	You are not involved in helping developing countries	Dec. 2015 - Sept. 2014	Don't know	Total 'Involved in helping developing countries'	Dec. 2015 - Sept. 2014
EU28		3	=	6	=	23	▼6	7	65	▲1	2	33	▼1	
BE		2	▼1	7	=	30	▼6	12	55	▼2	1	44	▲2	
BG		1	▲1	1	=	1	▼2	1	94	▲1	2	4	▼1	
CZ		2	▲1	2	=	10	▼10	9	79	▲2	0	20	▼2	
DK		6	▲1	9	▲2	49	▼6	12	39	▼2	1	61	▲2	
DE		4	▼1	6	▼1	33	▼5	10	49	▼2	6	46	▲1	
EE		1	=	2	=	3	▼2	2	93	▲2	1	6	▼1	
IE		2	=	6	=	43	▼11	10	45	▲3	1	54	▼4	
EL		1	▼1	3	=	7	▼6	3	88	▲5	0	12	▼5	
ES		4	=	8	▲2	18	▼6	5	69	▼1	0	31	▲1	
FR		3	▲1	5	▼2	19	▼4	5	72	▲1	1	27	▼1	
HR		2	▼1	3	=	7	▼9	3	86	▲8	1	13	▼9	
IT		4	▲1	8	▲3	14	▼3	3	72	▼3	1	26	▲2	
CY		1	▼1	6	▼1	18	▼13	4	75	▲11	0	25	▼11	
LV		0	=	2	▼1	2	▼6	1	95	▲6	0	4	▼6	
LT		1	▼1	1	▼1	5	▼9	6	87	▲4	0	13	▼3	
LU		2	▼2	15	▲3	41	▼15	19	38	▲1	1	60	▼2	
HU		2	▲1	12	▲7	8	▼7	4	75	▼4	1	24	▲3	
MT		1	▼2	3	▼3	48	▼12	11	43	▲7	0	57	▼7	
NL		7	▼1	8	▼2	58	▼7	18	30	=	1	68	▼1	
AT		7	▲4	10	▲2	33	▼20	7	48	▲7	2	49	▼10	
PL		1	=	3	=	10	▼4	3	79	▼1	5	16	▼2	
PT		5	▲1	5	=	9	▲2	3	84	▼1	0	16	▲1	
RO		2	▲1	2	=	2	▼2	1	93	▼1	0	7	▲1	
SI		2	=	6	▼4	14	▼12	10	71	▲6	1	27	▼7	
SK		1	=	2	▼1	9	▼10	3	85	▲9	1	14	▼8	
FI		5	▲1	10	▲1	51	▼8	17	34	▼1	0	66	▲1	
SE		11	▼1	8	▲2	54	▼8	26	27	▼5	2	71	▲4	
UK		3	=	5	▼2	33	▼14	8	55	▲7	3	42	▼10	




















**QA9.1** For each of the following, please tell me how effective or not you think they are in helping to reduce poverty in developing countries?

Donating to organisations that help developing countries  
(%)

		Very effective	Dec. 2015 - Sept. 2014	Fairly effective	Dec. 2015 - Sept. 2014	Not very effective	Dec. 2015 - Sept. 2014	Not at all effective	Dec. 2015 - Sept. 2014	Don't know
EU28		17	▲3	48	▼1	22	▼1	7	=	6
BE		16	▲4	47	=	26	▼3	8	=	3
BG		17	▼4	40	▲1	20	▲2	9	=	14
CZ		17	=	48	▼5	22	▲4	6	▲1	7
DK		20	▲5	55	▲1	17	▼6	3	=	5
DE		16	▲2	51	▲1	23	▼3	5	=	5
EE		8	▼3	43	=	24	=	8	▲3	17
IE		27	▲6	47	▼3	15	▼3	6	▲2	5
EL		31	▼5	44	▲1	20	▲6	5	▼1	0
ES		18	▲4	44	▲2	24	▼4	9	▼2	5
FR		11	▲3	43	▼5	26	▲1	11	=	9
HR		21	▲5	51	▼5	18	=	6	=	4
IT		18	▲7	49	▼1	18	▼4	8	▼1	7
CY		39	=	43	▲1	12	▼3	5	▲2	1
LV		9	=	39	▼6	32	▲1	10	▲4	10
LT		9	▼1	49	▲3	28	=	8	▲2	6
LU		21	▲9	53	▼2	22	▲2	2	▼4	2
HU		10	▲1	37	▼4	31	▲2	12	▲3	10
MT		32	▲9	50	▼3	11	▼4	4	▼2	3
NL		14	▲1	57	▲2	19	▼2	6	▼1	4
AT		20	▲1	47	▼1	23	=	7	▲2	3
PL		16	▲3	48	=	22	▲1	5	▼1	9
PT		17	▲2	52	▲1	24	▲2	2	▼2	5
RO		25	▲5	45	▲3	14	▼4	5	▼3	11
SI		12	=	38	=	33	▼1	13	▲3	4
SK		13	=	45	▼4	29	▲5	7	=	6
FI		13	▲3	54	▲5	23	▼8	5	=	5
SE		22	▲4	57	▲2	16	▼2	2	▼2	3
UK		18	▲4	49	▼5	22	▼1	7	▲3	4

**QA9.1** For each of the following, please tell me how effective or not you think they are in helping to reduce poverty in developing countries?

Donating to organisations that help developing countries  
(%)






























		Total 'Effective'	Dec. 2015 - Sept. 2014	Total 'Not effective'	Dec. 2015 - Sept. 2014
EU28		65	▲2	29	▼1
BE		63	▲4	34	▼3
BG		57	▼3	29	▲2
CZ		65	▼5	28	▲5
DK		75	▲6	20	▼6
DE		67	▲3	28	▼3
EE		51	▼3	32	▲3
IE		74	▲3	21	▼1
EL		75	▼4	25	▲5
ES		62	▲6	33	▼6
FR		54	▼2	37	▲1
HR		72	=	24	=
IT		67	▲6	26	▼5
CY		82	▲1	17	▼1
LV		48	▼6	42	▲5
LT		58	▲2	36	▲2
LU		74	▲7	24	▼2
HU		47	▼3	43	▲5
MT		82	▲6	15	▼6
NL		71	▲3	25	▼3
AT		67	=	30	▲2
PL		64	▲3	27	=
PT		69	▲3	26	=
RO		70	▲8	19	▼7
SI		50	=	46	▲2
SK		58	▼4	36	▲5
FI		67	▲8	28	▼8
SE		79	▲6	18	▼4
UK		67	▼1	29	▲2



**QA9.2** For each of the following, please tell me how effective or not you think they are in helping to reduce poverty in developing countries?

Volunteering in organisations that help developing countries
























(%)

		Very effective	Dec. 2015 - Sept. 2014	Fairly effective	Dec. 2015 - Sept. 2014	Not very effective	Dec. 2015 - Sept. 2014	Not at all effective	Dec. 2015 - Sept. 2014	Don't know
EU28		24	▲3	51	▼3	15	=	4	=	6
BE		20	▲1	49	▼3	21	▲1	7	▲1	3
BG		19	▼6	42	▲3	16	▲2	7	=	16
CZ		20	▼5	53	▲2	17	▲3	5	▲2	5
DK		32	=	52	▲1	9	▼2	3	▲1	4
DE		25	▲2	50	▼4	17	▲1	4	▲1	4
EE		14	▲1	50	▼4	14	=	5	▲1	17
IE		37	▲4	48	▼2	7	▼3	3	▲1	5
EL		29	▼5	47	▲3	20	▲5	4	▼2	0
ES		36	▲7	44	▼4	12	▼2	4	▼1	4
FR		17	▲3	57	▼2	13	▲1	6	=	7
HR		24	=	54	▼2	13	▼1	4	▲1	5
IT		21	▲4	56	=	14	▼1	3	▼4	6
CY		39	▼1	44	▼2	12	▲1	4	▲2	1
LV		13	▲1	45	▼6	26	▲3	5	=	11
LT		13	▼4	57	▲4	18	▲2	5	▲1	7
LU		33	▲11	53	▼4	10	▼2	1	▼2	3
HU		12	▼3	42	▼1	28	▲4	10	▲2	8
MT		38	▲8	51	=	7	▼5	2	▼1	2
NL		26	▼1	54	=	13	=	4	▲1	3
AT		25	▼4	46	▲1	20	▲3	4	=	5
PL		20	▲5	49	▼5	18	▲3	4	▼1	9
PT		21	▲3	57	▼1	17	▲2	2	=	3
RO		29	▲6	47	▲2	9	▼6	4	▼2	11
SI		21	▼3	47	▲5	23	=	6	▲1	3
SK		16	▼2	48	▼5	24	▲5	6	▲1	6
FI		22	▲6	55	=	17	▼4	2	=	4
SE		20	▼6	54	▲6	16	=	3	=	7
UK		28	▲8	50	▼9	13	=	4	▲1	5

**QA9.2** For each of the following, please tell me how effective or not you think they are in helping to reduce poverty in developing countries?






























Volunteering in organisations that help developing countries

(%)

		Total 'Effective'	Dec. 2015 - Sept. 2014	Total 'Not effective'	Dec. 2015 - Sept. 2014
EU28		75	=	19	=
BE		69	▼2	28	▲2
BG		61	▼3	23	▲2
CZ		73	▼3	22	▲5
DK		84	▲1	12	▼1
DE		75	▼2	21	▲2
EE		64	▼3	19	▲1
IE		85	▲2	10	▼2
EL		76	▼2	24	▲3
ES		80	▲3	16	▼3
FR		74	▲1	19	▲1
HR		78	▼2	17	=
IT		77	▲4	17	▼5
CY		83	▼3	16	▲3
LV		58	▼5	31	▲3
LT		70	=	23	▲3
LU		86	▲7	11	▼4
HU		54	▼4	38	▲6
MT		89	▲8	9	▼6
NL		80	▼1	17	▲1
AT		71	▼3	24	▲3
PL		69	=	22	▲2
PT		78	▲2	19	▲2
RO		76	▲8	13	▼8
SI		68	▲2	29	▲1
SK		64	▼7	30	▲6
FI		77	▲6	19	▼4
SE		74	=	19	=
UK		78	▼1	17	▲1

**QA9.3** For each of the following, please tell me how effective or not you think they are in helping to reduce poverty in developing countries?

Official development aid from governments of other countries  
(%)

		Very effective	Dec. 2015 - Sept. 2014	Fairly effective	Dec. 2015 - Sept. 2014	Not very effective	Dec. 2015 - Sept. 2014	Not at all effective	Dec. 2015 - Sept. 2014	Don't know
EU28		21	▲3	46	▼2	19	=	5	▼1	9
BE		15	▲2	49	=	23	▼2	8	▲1	5
BG		24	▼6	41	▲2	13	▲1	7	▲1	15
CZ		23	▲2	45	▼6	19	▲4	5	=	8
DK		20	▲6	46	▼3	20	▼4	4	=	10
DE		19	=	47	▼1	22	▲1	3	▼1	9
EE		10	▼2	43	▼6	20	▲3	6	▲2	21
IE		32	▲8	46	▼5	11	▼3	4	▲1	7
EL		46	▼3	41	▲5	9	▼1	3	▼1	1
ES		33	▲8	41	=	16	▼3	4	▼5	6
FR		10	▲2	42	▼1	24	▼2	10	▲1	14
HR		26	▲6	49	▼8	14	=	4	=	7
IT		28	▲10	52	▼3	10	▼4	3	▼3	7
CY		49	▼3	39	▲2	8	=	4	▲2	0
LV		13	▼1	45	▼5	22	▼1	7	▲3	13
LT		14	▼1	56	▲5	17	▼2	5	▲1	8
LU		22	▲5	48	▼3	20	▲3	5	=	5
HU		10	=	37	▼3	31	▲5	12	▲2	10
MT		52	▲13	35	▼13	8	=	1	=	4
NL		19	=	47	▼1	21	▲1	7	=	6
AT		26	▲2	48	▲2	15	▼3	6	▲1	5
PL		18	▲1	47	▼1	19	▲1	5	▲1	11
PT		19	▼1	48	=	22	▲5	5	▼1	6
RO		36	▲9	43	▼1	7	▼6	4	=	10
SI		16	▲3	34	▲1	31	▼5	11	▲5	8
SK		15	▼1	50	=	23	=	6	▲1	6
FI		16	▲1	53	▲4	19	▼4	3	=	9
SE		27	=	46	▼3	17	▲5	3	▼1	7
UK		16	▲4	46	▼6	22	▼1	7	2	9






























**QA9.3** For each of the following, please tell me how effective or not you think they are in helping to reduce poverty in developing countries?

Official development aid from governments of other countries  
(%)

		Total 'Effective'	Dec. 2015 - Sept. 2014	Total 'Not effective'	Dec. 2015 - Sept. 2014
EU28		67	▲1	24	▼1
BE		64	▲2	31	▼1
BG		65	▼4	20	▲2
CZ		68	▼4	24	▲4
DK		66	▲3	24	▼4
DE		66	▼1	25	=
EE		53	▼8	26	▲5
IE		78	▲3	15	▼2
EL		87	▲2	12	▼2
ES		74	▲8	20	▼8
FR		52	▲1	34	▼1
HR		75	▼2	18	=
IT		80	▲7	13	▼7
CY		88	▼1	12	▲2
LV		58	▼6	29	▲2
LT		70	▲4	22	▼1
LU		70	▲2	25	▲3
HU		47	▼3	43	▲7
MT		87	=	9	=
NL		66	▼1	28	▲1
AT		74	▲4	21	▼2
PL		65	=	24	▲2
PT		67	▼1	27	▲4
RO		79	▲8	11	▼6
SI		50	▲4	42	=
SK		65	▼1	29	▲1
FI		69	▲5	22	▼4
SE		73	▼3	20	▲4
UK		62	▼2	29	▲1

**QA10** Have you ever heard or read about the Sustainable Development Goals agreed by the international community?

(%)

		Yes, and you know what they are	Yes, but you do not really know what they are	No	Don't know	Total 'Yes'
EU28		10	26	63	1	36
BE		11	31	58	0	42
BG		4	17	75	4	21
CZ		8	18	73	1	26
DK		7	33	60	0	40
DE		12	30	56	2	42
EE		8	24	66	2	32
IE		8	15	77	0	23
EL		9	21	70	0	30
ES		14	21	65	0	35
FR		12	32	56	0	44
HR		9	27	64	0	36
IT		9	27	63	1	36
CY		5	16	79	0	21
LV		6	28	65	1	34
LT		6	12	81	1	18
LU		23	36	41	0	59
HU		7	27	66	0	34
MT		9	23	67	1	32
NL		11	44	44	1	55
AT		10	33	55	2	43
PL		7	16	74	3	23
PT		9	24	67	0	33
RO		6	23	71	0	29
SI		8	29	62	1	37
SK		5	22	73	0	27
FI		17	54	29	0	71
SE		6	50	44	0	56
UK		6	15	78	1	21